

**SAN JUAN WATER DISTRICT
BOARD MEETING AGENDA
9935 Auburn Folsom Road
Granite Bay, CA 95746**

**August 23, 2023
6:00 p.m.**

This Board meeting will be conducted both in-person at the District's Boardroom at the address above, and via videoconference. The District recommends that members of the public participate in Board meetings via videoconference per the instructions below. Persons who do plan to attend the meeting in person are urged to contact the Board Secretary prior to the meeting. The contact information for the Board Secretary is:

**Teri Grant
(916) 791-6905
tgrant@sjwd.org**

To attend via videoconference, please use the following link:

Please join the meeting from your computer, tablet or smartphone.

<https://meet.goto.com/245724141>

You can also dial in using your phone.

United States: [+1 \(872\) 240-3212](tel:+18722403212)

Access Code: 245-724-141

Please mute your line.

Whether attending via videoconference or in person, the public is invited to listen, observe, and provide comments during the meeting. The Board President will call for public comment on each agenda item at the appropriate time.

*****Important Notice: For any meetings that include a closed session, the videoconference will be terminated when the Board adjourns into closed session. Members of the public who would like to receive the report out from closed session and time of adjournment from closed session into open session and adjournment of the meeting should provide a valid email address to the District's Board Secretary, Teri Grant, at: tgrant@sjwd.org, before or during the meeting. No other business will be conducted after the Board adjourns from closed session into open session. Promptly after the meeting, the Secretary will email the written report to all persons timely requesting this information.**

The Board may take action on any item on the agenda, including items listed on the agenda as information items. The Board may add an item to the agenda (1) upon a determination by at least three Board members that an emergency situation exists, or (2) upon a determination by at least four Board members (or by three Board members if there are only three Board members present) that the need to take action became apparent after the agenda was posted.

The public may address the Board concerning an agenda item either before or during the Board's consideration of that agenda item. Public comment on items within the jurisdiction of the Board is welcome, subject to reasonable time limitations for each speaker. Upon request, agenda items may be moved up to accommodate those in attendance wishing to address that item. Please inform the General Manager if you have such a request to expedite an agenda item.

Documents and materials that are related to an open session agenda item that are provided to the District Board less than 72 hours prior to a regular meeting will be made available for public inspection and copying at the District office during normal District business hours.

If you are an individual with a disability and need assistance or accommodation to participate in this Board meeting, please call Teri Grant, Board Secretary, at 916-791-0115, or email Ms. Grant at tgrant@sjwd.org.

Please silence cell phones and refrain from side conversations during the meeting.

I. ROLL CALL

II. PUBLIC FORUM AND COMMENTS

This is the opportunity for members of the public to comment on any item(s) that do not appear on the agenda. During the Public Forum, the Board may ask District staff for clarification, refer the matter to District staff or ask District staff to report back at a future meeting. The Board will not take action on any matter raised during the Public Forum, unless the Board first makes the determination to add the matter to the agenda.

III. CONSENT CALENDAR

All items under the Consent Calendar are considered to be routine and will be approved by one motion. There will be no separate discussion of these items unless a member of the Board, Audience, or Staff request a specific item removed after the motion to approve the Consent Calendar.

1. Minutes of the Board of Directors Meeting, July 26, 2023 (W & R)

Recommendation: Approve draft minutes

2. Treasurer's Report – Quarter Ending June 30, 2023 (W & R)

Recommendation: Receive and file

IV. NEW BUSINESS

1. ACWA Foundation (W & R)

Discussion and possible action

2. ACWA QuenchCA (W & R)

Information

3. Low-Income Rate Assistance (R)

Discussion

4. Additional Water Supplies – Bond Measures and SB 366 (W & R)

Information

5. ACWA Region 4 Board Elections 2024-25 Term (W & R)

Consider candidates for Region 4 Board

Action: Consider a motion to cast a vote for candidates for ACWA Region 4 Board

6. Sacramento LAFCo Elections (W & R)

Selection of Special District Representative for Regular Seat #7

Action: Consider voting for candidate

7. Resolution of Appreciation for Staff Actions During the Hinkle Project

Action: Adopt Resolution 23-09

V. OLD BUSINESS

1. Conjunctive Use and Groundwater Banking Activities Update (W & R)

Discussion

2. 2023 Hydrology and Operations Update (W & R)

Discussion

VI. INFORMATION ITEMS

1. General Manager's Report

- 1.1 General Manager's Monthly Report (W & R)

Staff Report on District Operations

- 1.2 Miscellaneous District Issues and Correspondence

2. Director of Finance's Report
 - 2.1 Budget vs Actual Insurance Premiums
 - 2.2 Miscellaneous District Issues and Correspondence
3. Director of Operations' Report
 - 3.1 Miscellaneous District Issues and Correspondence
4. Director of Engineering Services' Report
 - 4.1 Miscellaneous District Issues and Correspondence
5. Legal Counsel's Report
 - 5.1 Legal Matters

VII. DIRECTORS' REPORTS

1. Sacramento Groundwater Authority (SGA) – T. Costa
2. Regional Water Authority (RWA) – D. Rich
3. Association of California Water Agencies (ACWA)
 - 3.1 ACWA – P. Tobin
 - 3.2 Joint Powers Insurance Authority (JPIA) – P. Tobin
 - 3.3 Energy Committee – T. Costa
4. Central Valley Project (CVP) Water Association – T. Costa
5. Other Reports, Correspondence, Comments, Ideas and Suggestions

VIII. COMMITTEE MEETINGS

1. Finance Committee – August 15, 2023
<https://www.sjwd.org/2023-08-15-committees-meeting-finance>

IX. UPCOMING EVENTS

1. 2023 ACWA Fall Conference
November 28-30, 2023
Indian Wells, CA

X. ADJOURN

UPCOMING MEETING DATES

September 27, 2023
October 25, 2023

I declare under penalty of perjury that the foregoing agenda for the August 23, 2023, regular meeting of the Board of Directors of San Juan Water District was posted by August 18, 2023, on the outdoor bulletin boards at the District Office Building, 9935 Auburn Folsom Road, Granite Bay, California, and was freely accessible to the public. The agenda and the board packet was also posted on the District's website at sjwd.org.

Teri Grant, Board Secretary

SAN JUAN WATER DISTRICT

Board of Director's Board Meeting Minutes
July 26, 2023 – 6:00 p.m.

BOARD OF DIRECTORS

Dan Rich	President
Manuel Zamorano	Vice President
Ted Costa	Director
Ken Miller	Director
Pam Tobin	Director

SAN JUAN WATER DISTRICT MANAGEMENT AND STAFF

Paul Helliker	General Manager
Donna Silva	Director of Finance
Tony Barela	Director of Operations
Andrew Pierson	Director of Engineering
Devon Barrett	Customer Service Manager
Adam Larsen	Field Services Manager
Greg Turner	Water Treatment Plant Manager
Greg Zlotnick	Water Resources Manager
Jackie Foley	SJWD Employee
Jed Thorne	SJWD Employee
Joel LeFohn	SJWD Employee
Michael Spencer	SJWD Employee
Ryan Jones	General Counsel

OTHER ATTENDEES

attendee
Attendee
Robert Lot
Roberta
Shelley Krause
Susan Hilt
Craig Locke Sacramento Suburban Water District

AGENDA ITEMS

- I. Roll Call
- II. Public Forum and Comments
- III. Consent Calendar
- IV. Old Business
- V. New Business
- VI. Information Items
- VII. Directors' Reports
- VIII. Committee Meetings
- IX. Upcoming Events
- X. Adjourn

President Rich called the meeting to order at 6:00 p.m.

I. ROLL CALL

Mr. Tony Barela took a roll call of the Board. The following directors were present: Ted Costa, Ken Miller, Dan Rich and Manuel Zamorano. Director Pam Tobin arrived a few minutes late after roll call was completed.

II. PUBLIC FORUM

There were no public comments.

III. CONSENT CALENDAR

All items under the consent calendar are considered to be routine and are approved by one motion. There will be no separate discussion of these items unless a member of the Board, audience, or staff request a specific item removed after the motion to approve the Consent Calendar.

1. Minutes of the Board of Directors Meeting, June 28, 2023 (W & R)

Recommendation: Approve draft minutes

2. Vehicle #35 Replacement (R)

Recommendation: To authorize the purchase of a replacement vehicle for vehicle #35 with a Ford F450, with Scelzi utility bed, and Auto Crane from Downtown Ford

3. Vehicle #3 and #25 Replacement (W)

Recommendation: To authorize the purchase of replacement for vehicles/dumps #3 and #25 with Ford F650 dump trucks with Scelzi Dump Body from Future Ford

4. Air Release Valve Replacement Program (R)

Recommendation: To authorize and approve Amendment No. 1 for professional engineering services to Bennett Engineering Services Inc. for the Air Release Valve Replacement Program

5. Baldwin Channel Improvements Project (W)

Recommendation: To authorize and approve the award of a construction contract for the construction of the Baldwin Channel Improvements Project

6. Wholesale Master Plan Project (W)

Recommendation: To authorize and approve Amendment No. 2 for professional engineering services to Water Systems Consulting, Inc. for the Wholesale Master Plan Project

President Rich removed items 2 and 3 from the Consent Calendar for discussion at Vice President Zamorano's request.

Director Miller moved to approve the Consent Calendar items 1, 4, 5 and 6. Director Costa seconded the motion and it carried unanimously.

In response to Vice President Zamorano's question, Mr. Turner informed the Board that vehicle #3 is gasoline powered and vehicle #25 is diesel powered, but he didn't know the mileage of either. Mr. Barela stated that both vehicles have exceeded 15 years of life, which is the District's replacement goal, but the incentive to purchase replacement vehicles is the CARB (California Air Resources Board) zero emissions regulations which go into effect on January 1, 2024. Mr. Barela explained that the District should not have to purchase another vehicle until 2030, at which time electric vehicle prices and the cost for infrastructure should drop. The Board discussed the topic and agreed that it's best for the District to purchase the vehicles at this time and should the vehicles not be available, then staff will bring the topic back to the Board for discussion.

Director Tobin moved to approve the Consent Calendar items 2 and 3. Vice President Zamorano seconded the motion and it carried unanimously.

IV. OLD BUSINESS

1. Hinkle Reservoir Replacement Project Review (W)

Mr. Pierson informed the Board that a new concrete curb was installed around the perimeter of the Hinkle Reservoir to help decrease the amount of debris that flies onto the cover. In addition, new fencing and a new water line was installed around the perimeter of the reservoir. He showed the new inlet and outlet structures and showed the safety features of the two structures. He informed the Board of the additional items that need to be completed and reviewed the project schedule with corresponding precipitation data, and the total project cost.

Mr. Barela commended all staff for their work on the project and added that the Water Treatment Plant staff was impacted the most on a daily basis. Mr. Turner conducted a presentation which will be attached to the meeting minutes. Mr. Turner acknowledged the participants in the project and reviewed the operations that took place during the construction of the Hinkle Reservoir Replacement Project. Mr. Turner commended his WTP team and all the participants in the project for their hard work in making this project a great success.

Director Tobin suggested that the Board write a letter to the WTP team to provide recognition for their great work. Mr. Turner commented that it was the whole San Juan team that made the project happen and he was happy that customers were never without water during this entire project.

2. Interactions with ACWA and San Juan Representation (W & R)

GM Helliker reviewed the notes that he provided in the Board packet. He explained that his main points were:

- Removal from the ACWA Water Management Committee
- Attempted Removal of Paul Helliker from ACWA Workgroups
- Proposed Revisions to ACWA Policy Concerning Code of Conduct at Events

Director Tobin explained that each new ACWA administration starts a new selection process for committee appointments and is a balancing act to cover the entirety of California. She stated that the Regional Chairs submit their recommendations for

committees but they do not make appointments – appointments are made by the ACWA President. In addition, she stated that the ACWA President does not have the authority to remove anyone from a committee since the ACWA Board ratifies the committee appointments and only the Board can change them.

Director Tobin explained Dave Eggerton's stance on the reasons to remove GM Helliker from the ACWA workgroups. In addition, she explained that the ACWA Board policy revisions will be reviewed at a workshop with hopes of updating the policy by the end of the year.

President Rich commented that a discussion earlier on would have been better than after the fact regarding how the District is benefiting from Director Tobin's involvement with ACWA. Director Tobin commented that she cannot show favoritism to one agency or another and has to balance the whole state with regard to committee assignments. She reviewed the list of committees and which SJWD staff or Board members are on each committee. She started to review a list of items that she has accomplished since becoming ACWA President; however, Vice President Zamorano called for a point of order since this was not the topic on the agenda. The Board discussed the issue regarding protecting the District and the general manager.

In response to Director Miller's question regarding Director Tobin meeting with GM Helliker, GM Helliker stated that they met a few times early on but in the last couple of years there have been no meetings between the two of them. In response to Director Miller's comments, Director Tobin stated that she provided updates at Board meetings regarding activities at ACWA, JPIA and any other meeting that she attended. Director Miller voiced concern that there were no meetings that occurred just between the two of them. A member of the public addressed the Board and questioned whether or not Director Tobin would have to meet with all water agency Boards. President Rich explained that Director Tobin is a member of the San Juan Board and the Board manages and interfaces with the general manager. Director Costa voiced concern regarding the poor management of ACWA and commented that he did not want to be considered for the ACWA Energy Committee for the next term.

A member of the public addressed the Board and commented that Director Tobin should not be held responsible for not putting someone on a committee. GM Helliker explained that as ACWA President, Director Tobin made the decision not to appoint the recommendations made by the Region Chair. Director Tobin was adamant that she did not remove GM Helliker from the committee and that there were eight candidates for the committee; however, GM Helliker stated that there were only four recommendations.

3. Wholesale Financial Plan and Rate Study (W)

Ms. Silva informed the Board that she is providing updated information on the Wholesale Financial Plan and Rate Study (Plan) based on comments made at the last Board meeting. She explained that the Plan was updated to reflect changes in the inflation assumptions and to reflect the actual adopted budget numbers for FY 2023-24. In addition, staff was asked to obtain the inflation assumptions from the wholesale customer agencies (WCAs) and to meet with Vice President Zamorano to

review the District's fixed and variable costs. Ms. Silva was also asked to provide the data on approved rates versus actual rates from calendar year 2017 through 2021. A staff report was included in the Board packet that covers these items.

Mr. Mark Hildebrand and Ms. Silva conducted a brief presentation. He explained that the net impact to the Plan from the revision did not affect the Plan very much and at the end of the 10-year period the District's reserves are on target. Ms. Silva noted that she reached out to the WCAs and only received a response from the City of Folsom regarding their inflation assumptions. Ms. Silva informed the Board that they took a closer look at the District's fixed and variable costs and were able to adjust the fixed cost from 88% to 83%.

Ms. Silva reviewed the historical increases and informed the Board that the District's actual wholesale rate increases were lower than the adopted rate increases and that the proposed rate increases are slightly above the anticipated inflation, in order to make up for two years of zero increases. In addition, she reported that the Plan allows the wholesale division to operate its capital program on a pay as you go basis and there are no planned debt issuances for any of the projects in the 10-year study. She informed the Board that any financial impact of the Voluntary Agreement is not considered in the Plan.

Ms. Silva reported that the 150-day notice was distributed to the WCAs and she plans to meet with the WCAs as they request. District staff will address stakeholder questions during the comment period and ask the Board to consider adoption of the proposed rate schedule at its December meeting.

4. Conjunctive Use and Groundwater Banking Activities Update (W & R)

GM Helliker reported that staff met with Sacramento Suburban Water District (SSWD) a few months ago and he sent them the District's groundwater production needs today. Meetings with SSWD will resume in the next few months.

GM Helliker reported that the 2x2 Ad Hoc Committee with Fair Oaks Water District met last night and reviewed the process for obtaining permits for ASR wells. He informed the Board that the committee is discussing partnerships for permitting multiple wells among the wholesale customer agencies. He also reported that Citrus Heights Water District (CHWD) responded to the letter that President Rich sent on June 3rd. CHWD would like to start meeting with the District regarding groundwater banking.

GM Helliker reported that Orange Vale Water Company is moving forward with their treatment system for their well project and once they have their well on-line then they can participate in the Voluntary Agreement.

5. 2023 Hydrology and Operations Update (W & R)

GM Helliker reviewed data on Folsom Reservoir, which included the current storage level, data on releases, temperature and precipitation outlooks, storage levels and projections, and current reservoir conditions across the state.

GM Helliker reported that the snow pack levels are 324% of average for the state. In addition, he reviewed the projected run-off as compared to the amount of remaining storage available in various reservoirs.

6. FY 2022-23 Operations Plan Report Card (W & R)

GM Helliker reviewed the 4th quarter progress on the FY 2022-23 Operations Plan Report Card. He noted a few delays in the plan which are shown in the report card, but most items are complete.

V. NEW BUSINESS

1. FY 2023-24 Operations Plan (W & R)

GM Helliker reviewed the FY 2023-24 Operations Plan, which will be attached to the Board minutes. He explained that the Operations Plan shows some of the larger or more significant items to track for the current year.

2. Board Policy BOD 2.2 Compensation and Reimbursement for Directors Revisions (W & R)

GM Helliker provided a written staff report which will be attached to the meeting minutes. He explained that there were a few minor edits and, as directed at the last Board meeting, the section on out of state conferences was updated to require approval from the Board.

Vice President Zamorano moved to approve revisions to Board Policy BOD 2.2 Compensation and Reimbursement for Directors. Director Tobin seconded the motion and it carried unanimously.

3. ACWA President and Vice President Elections (W & R)

GM Helliker informed the Board that the election period started for the ACWA President and Vice President. He explained that there is one candidate for President, Cathy Green, and two candidates for Vice President, Ernie Avila and Michael Saunders. The Board discussed the two candidates for Vice President.

Director Tobin moved to authorize the designee to cast the District's vote for Cathy Green for ACWA President and for Ernie Avila for Vice President. Vice President Zamorano seconded the motion and it carried unanimously.

VI. INFORMATION ITEMS

1. GENERAL MANAGER'S REPORT

1.1 General Manager's Monthly Report (W & R)

GM Helliker provided the Board with a written report for June which will be attached to the meeting minutes.

1.2 Miscellaneous District Issues and Correspondence

GM Helliker reported that one of the two water rights bills is still moving through the legislature with amendments. He reported that SB 366, which the District supports, is being held in committee and has become a 2-year

bill. He reported that RWA signed the agreement with DWR regarding the Voluntary Agreement. In addition, he explained that the District will not receive any funds directly but will work with the wholesale customer agencies for surface water agreements. He reported that meetings of the Voluntary Agreement Ad Hoc Committee are scheduled for every other week in order to get the paperwork completed for the agreements that need to be put in place.

2. DIRECTOR OF FINANCE'S REPORT

2.1 Miscellaneous District Issues and Correspondence

Ms. Silva reported that the Board packet included a letter from the auditing firm of Davis Farr. She explained that the letter is directed to the Board in order to ascertain whether or not anyone on the Board has knowledge of matters that might have a bearing on the auditor's risk assessment for the District's annual audit. She stated that the Board members should respond within 45 days to the letter if they need to discuss anything with the auditors. In addition, she reviewed items that the letter identified as significant audit risk areas for the District.

3. DIRECTOR OF OPERATIONS' REPORT

3.1 Miscellaneous District Issues and Correspondence

Mr. Barela informed the Board that it is Mr. Pierson's birthday – the Board wished him a happy birthday.

4. DIRECTOR OF ENGINEERING SERVICES' REPORT

4.1 Miscellaneous District Issues and Correspondence

No report.

5. LEGAL COUNSEL'S REPORT

5.1 Legal Matters

No report.

VII. DIRECTORS' REPORTS

1. SACRAMENTO GROUNDWATER AUTHORITY (SGA)

Director Costa reported that SGA meets next month for their 25th Anniversary.

2. REGIONAL WATER AUTHORITY (RWA)

No report.

3. ASSOCIATION OF CALIFORNIA WATER AGENCIES (ACWA)

3.1 ACWA - Pam Tobin

Director Tobin provided a written report that was included in the Board packet. She reviewed a list of activities that she has been focused on at ACWA. In addition, she requested that a presentation to the Board be on the next agenda for the ACWA Foundation.

3.2 Joint Powers Insurance Authority (JPIA) - Pam Tobin

Director Tobin reported that Andy Sells will be retiring in September 2023. In response to Director Tobin's question, Ms. Silva informed the Board that the preliminary report has been received from the consultant regarding the comparison of healthcare plans and explained that she will share the report with the ad hoc committee once the ACWA JPIA premiums are released for 2024.

3.3 Energy Committee - Ted Costa

Director Costa reported that he attended the last Energy Committee meeting and there was discussion regarding CARB Clean Fleet and possible grants.

4. CVP WATER USERS ASSOCIATION

Director Costa reported that CVP Water Users Association meets August 31, 2023.

5. OTHER REPORTS, CORRESPONDENCE, COMMENTS, IDEAS AND SUGGESTIONS

Director Tobin reported that she was elected to the Advisory Committee with Sacramento LAFCo. There is a meeting August 29, 2023, and she will report back on what her role will be.

President Rich reported that the 2x2 Ad Hoc Committee with Fair Oaks Water District has been discussing water banking and will provide the Board with an update at a future meeting.

VIII. COMMITTEE MEETINGS

1. Finance Committee – July 18, 2023

The committee meeting minutes will be attached to the original board minutes. Director Costa requested that some of the items that went to the Engineering Committee be brought to the Finance Committee in the future.

2. Engineering Committee – July 19, 2023

The committee meeting minutes will be attached to the original board minutes.

IX. ADJOURN

The meeting was adjourned at 8:25 p.m.

DAN RICH, President
Board of Directors
San Juan Water District

ATTEST: _____
TERI GRANT, Board Secretary

The meeting minute attachments are located under Meeting Minutes – *Draft* on the webpage.

STAFF REPORT

To: Board of Directors
From: Donna Silva, Director of Finance
Date: August 23, 2023
Subject: Treasurer's Report – Quarter Ending June 30, 2023

RECOMMENDED ACTION

This report is for information only and will be filed with the meeting minutes.

BACKGROUND

The purpose of the treasurer's report is to update the Board and the public on the status of the District's cash balances and investments, and highlight material changes from one period to another. The scope of this report covers the fourth quarter of fiscal year 2022-2023, ending June 30, 2023.

The District's investment objectives are established by the Board approved Investment Policy. The Investment Policy is guided and constrained by the California Government Code. The Board periodically reviews and adjusts the Investment Policy to ensure ongoing compliance with the government code and to maximize investment flexibility as permitted. The current Investment Policy has the following objectives for the portfolio:

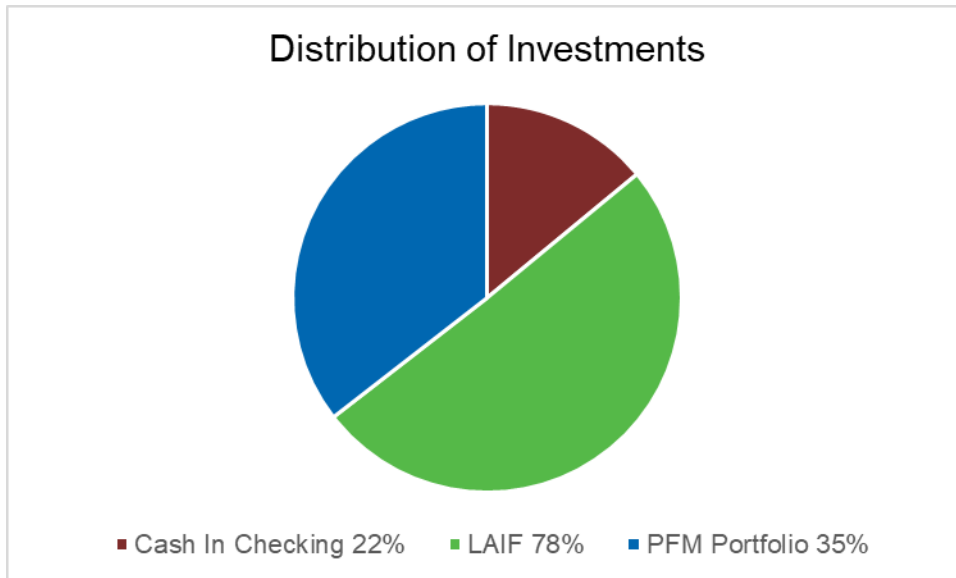
1. Safety
2. Liquidity
3. Yield

Attached is the quarterly Treasurer's Report for the three months ended June 30, 2023.

At March 31, 2023, the end of the previous quarter, the value of the District's total portfolio was \$33.14 million. Since that time, the value of the District's portfolio decreased by \$6.1 million for an ending balance of \$26.9 million as of June 30, 2023. The decline in the portfolio is due to cash outlay for the Hinkle Reservoir project. Staff has been working diligently to draw down on the loan from the State Revolving Loan Fund (SRF), but the process is long and arduous. Cash and short-term investments decreased by \$6,578,417. Medium term investments increased by \$137,637 and long-term investments increased by \$286,661.

The funds are currently held as follows:

Cash at Banking Institutions	\$3,781,568.73
Local Agency Investment Fund (LAIF)	13,624,744.82
PFM Managed Investment Portfolio	<u>9,579,386.43</u>
	\$26,985,699.98

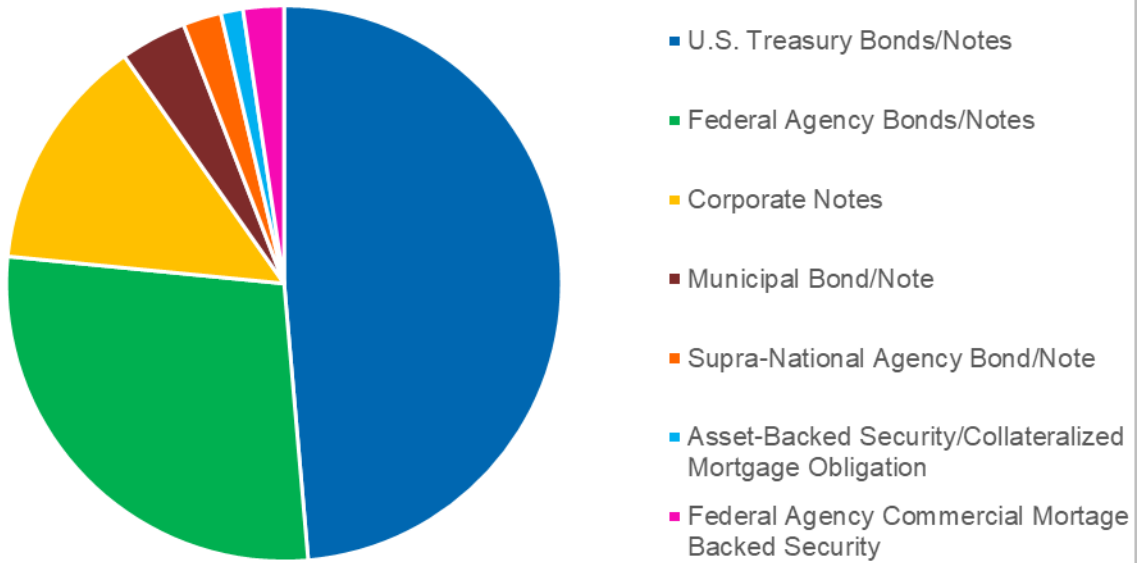


The overall portfolio is diversified with 35% invested in marketable securities (PFM Portfolio), 50% invested in short-term investments that are considered liquid (LAIF) and 14% on deposit with US Bank. Staff, in conjunction with your financial advisors, periodically review the mix of liquid and long-term investments and adjusts the portfolio according to the market conditions and the District's short term cash needs. Absent the need to keep cash readily available for the Hinkle Reservoir project, staff would be transferring excess funds out to LAIF and/or the managed portfolio.

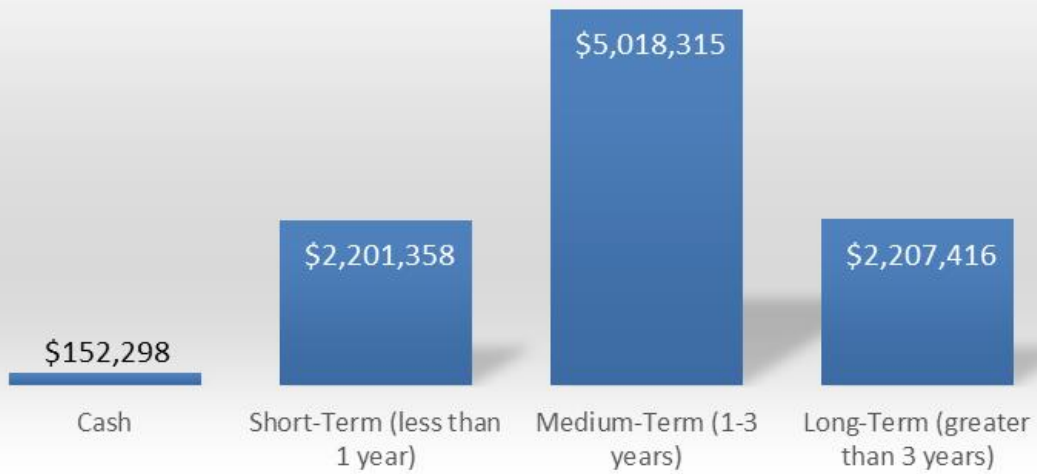
All securities held are in conformance with those permitted by the District's Investment Policy. There are sufficient funds to meet the District's expenditure requirements for the next six months.

The mix and duration of investments are displayed in the following charts:

Mix of Investments - PFM Portfolio



Duration of PFM Portfolio



In spite of continued rate hikes, inflation remained an economic challenge during this quarter. In response to those rate hikes interest rates on investments have continued to increase, creating an opportunity for the District to add higher yielding investments to the portfolio.

The portfolio is still performing well relative to the benchmark (Bank of America Merrill Lynch "BAML" 0-5 year Treasury Index) on an historical basis.

Total Returns – period ending June 30, 2023

	Duration (years)	Quarter Ending 6/30/2023	Past Year	Since Inception
San Juan Water District	1.96	-.18%	.82 %	1.21%
BAML 0-5 Year Treasury Index	1.98	-.42%	0.42%	.93%

Treasurer's Report
June 30, 2023

	Yield %	Par Value	Cost	Current Market Value	Maturity Date
CASH & DEMAND DEPOSITS - US Bank:	na	2,899,995.98	2,899,995.98	3,781,568.73	na
LOCAL AGENCY INVESTMENT FUND (LAIF)	0.365%	20,638,575.36	20,638,575.36	13,624,744.82	na
PFM MONEY MARKET ACCOUNT	na	26,383.25	26,383.25	152,297.57	na
LONG-TERM INVESTMENTS (PFM Investment Portfolio):					
<i>U.S. Treasury Bonds/Notes:</i>					
US Treasury Notes	5.48%	145,000.00	143,850.20	144,705.48	7/15/2023
US Treasury Notes	2.28%	95,000.00	90,977.34	94,688.28	7/31/2023
US Treasury Notes	2.44%	160,000.00	151,993.75	159,475.01	7/31/2023
US Treasury Notes	2.25%	45,000.00	46,183.01	44,725.78	9/30/2023
US Treasury Notes	2.52%	150,000.00	151,517.58	148,593.75	11/15/2023
US Treasury Notes	2.52%	155,000.00	152,226.95	152,941.41	11/30/2023
US Treasury Notes	2.56%	15,000.00	15,044.53	14,803.13	12/31/2023
US Treasury Notes	0.35%	34,000.00	35,751.80	33,320.00	2/29/2024
US Treasury Notes	0.34%	150,000.00	149,619.14	144,679.68	3/15/2024
US Treasury Notes	1.90%	125,000.00	125,566.41	121,503.90	4/30/2024
US Treasury Notes	1.78%	150,000.00	151,546.88	145,054.68	6/30/2024
US Treasury Notes	1.39%	15,000.00	15,525.59	14,486.72	7/31/2024
US Treasury Notes	0.33%	30,000.00	31,327.73	28,542.19	10/31/2024
US Treasury Notes	2.72%	190,000.00	181,954.69	178,659.38	1/15/2025
US Treasury Notes	0.64%	120,000.00	118,715.63	110,400.00	4/30/2025
US Treasury Notes	0.67%	145,000.00	142,564.45	131,315.63	9/30/2025
US Treasury Notes	0.78%	100,000.00	97,882.81	90,250.00	10/31/2025
US Treasury Notes	1.02%	175,000.00	170,515.63	157,937.50	11/30/2025
US Treasury Notes	0.77%	125,000.00	122,753.91	112,675.78	12/31/2025
US Treasury Notes	2.95%	250,000.00	227,343.75	224,414.05	1/31/2026
US Treasury Notes	3.19%	260,000.00	235,381.25	233,390.61	1/31/2026
US Treasury Notes	1.15%	310,000.00	301,644.53	278,467.17	2/28/2026
US Treasury N/B Notes	0.81%	85,000.00	84,731.05	76,340.63	5/31/2026
US Treasury N/B Notes	2.99%	135,000.00	123,725.39	121,246.87	5/31/2026
US Treasury N/B Notes	0.79%	200,000.00	199,562.50	179,625.00	5/31/2026
US Treasury N/B Notes	2.77%	135,000.00	124,300.20	120,782.81	9/30/2026
US Treasury Notes	3.21%	160,000.00	140,662.50	137,924.99	6/30/2027
US Treasury Notes	3.40%	130,000.00	123,251.17	120,168.75	8/15/2027
US Treasury N/B Notes	4.27%	100,000.00	99,371.09	99,437.50	9/30/2027
US Treasury N/B Notes	3.93%	295,000.00	294,216.41	290,943.75	12/31/2027
US Treasury N/B Notes	3.83%	220,000.00	221,598.44	218,418.75	2/29/2028
US Treasury N/B Notes	3.53%	220,000.00	220,962.50	214,912.50	3/31/2028
US Treasury N/B Notes	3.61%	245,000.00	243,832.42	238,071.11	4/30/2028
Subtotal		4,869,000.00	4,736,101.23	4,582,902.79	
<i>Supra-National Agency Bond/Note</i>					
Int'l Bk Recon & Develop Corp Notes	0.32%	75,000.00	74,838.75	73,499.18	11/24/2023
Inter-American Devel Bk Notes	0.52%	145,000.00	144,892.70	136,648.73	9/23/2024
Subtotal		220,000.00	219,731.45	210,147.91	

continued next page.....

...continued	Yield %	Par Value	Cost	Current Market Value	Maturity Date
<i>Municipal Bonds/Notes</i>					
CA ST Taxable GO Bonds	1.87%	100,000.00	102,001.00	99,234.00	10/1/2023
Mississippi St-A-Txbl Municipal Bonds	0.57%	100,000.00	100,000.00	93,558.00	11/1/2024
OR ST Dept Trans Txbl Rev Bonds	0.57%	70,000.00	70,000.00	65,735.60	11/15/2024
FL ST Board of Admin Txbl Rev Bonds	1.11%	20,000.00	20,141.40	18,530.60	7/1/2025
FL ST Board of Admin Txbl Rev Bonds	1.26%	55,000.00	55,000.00	50,959.15	7/1/2025
Los Angeles CCD, CA Taxable GO Bonds	0.77%	40,000.00	40,000.00	36,724.40	8/1/2025
Subtotal		385,000.00	387,142.40	364,741.75	
<i>Federal Agency Commercial Mortgage-Backed Security</i>					
Fannie Mae - ACES	2.14%	27,395.30	28,726.53	26,976.25	3/1/2024
FHMS K043 A2	1.95%	100,000.00	104,953.13	96,665.19	12/1/2024
FHMA K061 A2	4.31%	105,000.00	101,767.97	100,262.03	11/1/2026
Subtotal		127,395.30	133,679.66	223,903.47	
<i>Federal Agency Bonds/Notes:</i>					
Fannie Mae Notes	0.32%	135,000.00	134,709.75	134,867.43	7/10/2023
Freddie Mac Notes	0.28%	90,000.00	89,908.20	89,356.86	8/24/2023
Fannie Mae Notes	2.98%	260,000.00	258,770.20	258,733.28	9/12/2023
Fannie Mae Notes (Callable)	0.31%	125,000.00	124,987.50	122,645.88	11/16/2023
Fannie Mae Notes	0.20%	100,000.00	100,152.00	97,977.10	11/27/2023
Freddie Mac Notes	0.28%	45,000.00	44,955.45	44,028.99	12/4/2023
Federal Home Loan Bank Notes	2.72%	50,000.00	51,485.00	49,547.85	12/8/2023
Freddie Mac Notes	1.52%	250,000.00	249,807.50	236,022.75	2/12/2025
Federal Home Loan Bank Notes	0.60%	100,000.00	99,504.00	92,349.30	4/14/2025
Fannie Mae Notes	0.67%	125,000.00	124,742.50	115,608.63	4/22/2025
Fannie Mae Notes	0.61%	160,000.00	160,118.40	147,979.04	4/22/2025
Fannie Mae Notes	0.54%	145,000.00	144,699.85	133,020.83	6/17/2025
Freddie Mac Notes	0.48%	90,000.00	89,551.80	82,121.31	7/21/2025
Fannie Mae Notes	0.47%	100,000.00	99,532.00	90,919.90	8/25/2025
Fannie Mae Notes	0.49%	135,000.00	134,269.65	122,741.87	8/25/2025
Fannie Mae Notes (Callable)	4.00%	315,000.00	314,984.25	306,486.18	8/28/2025
Freddie Mac Notes	0.44%	140,000.00	139,578.60	126,960.68	9/23/2025
Freddie Mac Notes	0.47%	175,000.00	174,177.50	158,700.85	9/23/2025
Fannie Mae Notes	0.51%	105,000.00	104,960.10	95,044.32	11/7/2025
Federal Home Loan Bank Notes (Callable)	5.40%	130,000.00	130,000.00	128,994.19	2/23/2026
Subtotal		2,775,000.00	2,770,894.25	2,634,107.24	
<i>Corporate Notes:</i>					
Bank of America Corp Note	0.81%	75,000.00	75,000.00	73,726.13	10/24/2024
John Deere Capital Corp Corp Notes	2.17%	75,000.00	73,105.50	70,583.70	1/10/2025
Toyota Motor Credit Corp Corp Notes	1.58%	30,000.00	30,293.10	28,409.19	2/13/2025
Toyota Motor Credit Corp Corp Notes	1.58%	45,000.00	45,439.65	42,613.79	2/13/2025
Amazon.com Inc. Corp Notes	3.06%	50,000.00	49,920.50	48,197.45	4/13/2025
Citigroup Inc Corp (Callable) Notes	0.98%	25,000.00	25,000.00	23,925.50	5/1/2025
Citigroup Inc Corp (Callable) Notes	0.91%	25,000.00	25,066.25	23,925.50	5/1/2025
Goldman Sachs Group Inc. Corp Notes	0.94%	65,000.00	72,616.70	62,759.32	5/22/2025
JP Morgan Chase & Co. Corp (Callable)Notes	0.77%	90,000.00	90,000.00	84,741.48	8/9/2025

continued next page.....

...continued	Yield %	Par Value	Cost	Current Market Value	Maturity Date
JP Morgan Chase & Co Corp Notes (Callabl	3.83%	100,000.00	92,292.00	94,157.20	8/9/2025
Bristol-Myers Squibb Co Corporate Notes	0.98%	35,000.00	34,651.40	31,745.70	11/13/2025
Bank of America Corp Notes (Callable)	3.38%	70,000.00	70,000.00	67,077.92	4/2/2026
Target Corp Corporate (Callable) Notes	1.99%	15,000.00	14,974.50	13,725.39	1/15/2027
Target Corp Corporate (Callable) Notes	1.96%	60,000.00	59,963.40	54,901.56	1/15/2027
Bank of New York Mellon Corp (Callable)	1.98%	100,000.00	100,322.00	89,877.40	1/26/2027
Adobe Inc (Callable) Corp Note	4.20%	100,000.00	92,310.00	91,819.90	2/1/2027
PNC Financial Services Corp Notes (Callab	4.69%	105,000.00	98,590.80	96,915.21	5/19/2027
PNC Financial Services Corp Notes (Callab	4.80%	110,000.00	102,786.20	101,530.22	5/19/2027
Amazon.com Inc. (Callable) Corp Notes	3.56%	110,000.00	98,514.90	96,504.65	6/3/2027
Home Depot Inc. Corp (Callable) Notes	4.16%	100,000.00	94,340.00	92,988.90	9/14/2027
Subtotal		1,385,000.00	1,345,186.90	1,290,126.11	
<i>Asset-Backed Security/Collateralized Mortgage Obligation:</i>					
Harot 2021-I A3	0.27%	10,108.04	10,107.84	9,867.42	4/21/2025
Hart 2021-A A3	0.38%	11,837.81	11,836.56	11,535.25	9/15/2025
Carmx 2021-1 A3	0.34%	7,380.21	7,378.76	7,166.61	12/15/2025
TAOT 2021-C A3	0.43%	31,974.59	31,972.04	30,799.76	1/15/2026
Carmx 2021-2 A3	0.52%	19,840.76	19,836.49	19,142.99	2/17/2026
Hart 2021-C A3	0.75%	15,000.00	14,996.65	14,417.41	5/15/2026
DCENT 2021-A1 A1	0.58%	30,000.00	29,993.58	28,230.15	9/15/2026
Subtotal		126,141.41	126,121.92	121,159.59	
TOTAL LONG TERM INVESTMENTS		9,887,536.71	9,718,857.81	9,427,088.86	
TOTAL CASH & INVESTMENTS AT 06/30/2023		33,452,491.30	33,283,812.40	26,985,699.98	

STAFF REPORT

To: Board of Directors
From: Paul Helliker, General Manager
Date: August 23, 2023
Subject: ACWA Foundation

RECOMMENDED ACTION

Discussion and possible action

BACKGROUND

Jennifer Persike, the Vice Chair of the ACWA Foundation Board of Trustees, will give a brief presentation about the foundation and its mission and activities. From the Foundation's website:

Mission: The ACWA Foundation exists to serve all Californians by advancing diversity, equity, and inclusion within the water industry through education, research and workforce development.

Two documents are attached – a flyer that provides bullets about the assistance that the foundation can provide and another that describes contribution levels and benefits.



Become a Founding Partner of the ACWA Foundation

Create Tomorrow's Water Workforce Today

In the wake of retirements and changing workforce culture and expectations, we need to attract tomorrow's workforce today. We need a workforce that reflects inclusive perspectives to solve the unique water challenges facing California.

ACWA FOUNDATION – AN INDEPENDENT, 501(C)(3)* NON-PROFIT

The ACWA Foundation is not about the pipes or policies.
It is about the PEOPLE and water.

- Those we serve
- Those who lead and
- Those who keep the water flowing – Workforce

Established in December 2022, the ACWA Foundation was established to help the water industry create, recruit, and retain its future workforce. We collaborate with water agencies, educational institutions and others to attract and prepare our future workforce.

HOW CAN THE ACWA FOUNDATION HELP YOUR ORGANIZATION?

- **Build** awareness and education about the changing workforce culture
- **Promote** transparency, research, and accountability for change
- **Improve** the pipeline for recruitment through scholarships and internships
- **Increase** workforce retention and productivity through training, mentorships
- **Empower** better connections between water service providers and customers
- **Provide** tools, workshops, and DE&I best practices

* The ACWA Foundation's application for exempt status has been filed and is pending.

“ ACWA Foundation envisions a California water industry that embraces and represents the people it serves. ”

DIVERSITY, EQUITY, AND INCLUSION IS KEY TO OUR FUTURE

McKinsey & Company's 2020 study, *Diversity Wins: How Inclusion Matters*, shows that organizations that do not have a diverse workforce often struggle to keep up with innovation, creativity, and positivity, and are less likely to implement necessary changes to be competitive.

Diversity, Equity and Inclusion is for EVERYONE. By advancing diversity, equity, and inclusion in the water industry, we improve the opportunity to attract and retain an agile and abundant workforce capable of solving the unique water challenges facing California.



HOW YOU CAN SUPPORT THE FOUNDATION

- **Become a Founding Partner** – Give by 12.31.2023 and be recognized in perpetuity
- **Join an ACWA Foundation Committee** – Lend your expertise, knowledge, and ideas
- **Engage with the ACWA Foundation** – Participate in events, training and activities

To learn more, scan this QR code or go to www.acwa-foundation.org.

Your investment and commitment to diversity, equity and inclusion through the ACWA Foundation positions your organization as a significant leader with key audiences, especially policy makers.



SCAN TO
LEARN MORE

Join the effort and become a Founding Partner today!

ABOUT THE ACWA FOUNDATION TRUSTEES

The Board of Trustees is a committed group of volunteers who represent a diverse cross-section of the water industry and other leaders. The Trustees recently developed a Strategic Plan and are now connecting with key partners, raising funds, and creating opportunities for involvement.

BOARD OF TRUSTEES

Chair: John Varela, Valley Water

Vice Chair: Jennifer Persike, Jennifer Persike & Company

Treasurer: Marwan Khalifa, Mesa Water

Secretary: Sue Stephenson, Retiree of Dublin San Ramon Services District

Steve Blumenshine, California State University – Water

Edgar Dymally, Metropolitan Water District of Southern California

Paul Hernandez, Water Education for Latino Leaders

Joone Lopez, Moulton Niguel Water District

Kari D. Shively, Stantec

Kathleen Tiegs, Past President of ACWA

EX-OFFICIO MEMBERS

Pamela Tobin, ACWA President

Cathy Green, ACWA Vice President

Dave Eggerton, ACWA Executive Director



MISSION

ACWA Foundation exists to serve California by promoting diversity, equity and inclusion within the water industry through education, research and workforce development.



Benefits of Supporting the ACWA Foundation

SUSTAINING PARTNERSHIP AND FOUNDER DESIGNATION

Support the mission and programs of the ACWA Foundation with your contributions. A variety of options are available to organizations and individuals. While any contribution is welcome, criteria to become a Sustaining Partner is described below.

- Sustaining Partners contribute annually to the ACWA Foundation
- *In addition, contribute by Dec. 31, 2023 to be designated as an ACWA Foundation Founder in perpetuity.*

ORGANIZATIONAL / AGENCY / CORPORATE CONTRIBUTIONS

Benefits Benefits will be provided as they become available.	Luminary \$100k+	Champion \$50k+	Leader \$25k+	Ally \$10k+	Friend \$5k+
One ACWA Foundation Scholarship made possible by your agency – present to individual	✓				
Profile agency DEI successes on Foundation’s website		✓			
Receive six (6) registrations for three (3) training sessions / workshops.	✓				
Receive six (6) registrations for two (2) training sessions / workshops.		✓			
Receive four (4) registrations for one (1) training session / workshop.			✓		
Receive two (2) discounted registrations for two (2) training sessions / workshops.				✓	
Recognition on social media of agency achievements implementing DEI	✓	✓	✓		
Foundation toolkit	✓	✓	✓	✓	✓
Quarterly Foundation newsletter	✓	✓	✓	✓	✓
Recognition on the following:					
ACWA Foundation Website	✓	✓	✓	✓	✓
ACWA Foundation Newsletter	✓	✓	✓		
ACWA Foundation Social Media	✓	✓	✓		
ACWA Foundation Collateral	✓	✓			
ACWA Foundation Event Signage	✓				

INDIVIDUAL CONTRIBUTIONS

Benefits Benefits will be provided as they become available.	Ambassador \$5,000+	Benefactor \$1,000+	Friend \$500+
Receive one (1) registration for two (2) training sessions / workshops	✓		
Foundation toolkit	✓	✓	
Quarterly Foundation newsletter	✓	✓	✓
Recognition on the following:			
ACWA Foundation Website	✓	✓	✓
ACWA Foundation Newsletter	✓		

Checks can be made out to "ACWA Foundation" and mailed along with the contribution form to:

ACWA Foundation
 c/oTiffany Giammona
 980 9th Street, Suite 1000
 Sacramento, CA 95814.



SCAN TO
 DOWNLOAD
 CONTRIBUTION
 FORM

To download the contribution form, scan this QR code or go to www.acwa-foundation.org/?page_id=78.

The ACWA Foundation Taxpayer ID number is 92-0785873. The application for recognition of exempt status is pending and we will provide a copy of it to you as soon as that process is completed.

ABOUT THE ACWA FOUNDATION TRUSTEES

The Board of Trustees is a committed group of volunteers who represent a diverse cross-section of the water industry and other leaders. The Trustees recently developed a Strategic Plan and are now connecting with key partners, raising funds, and creating opportunities for involvement.

BOARD OF TRUSTEES

- Chair:** John Varela, Valley Water
- Vice Chair:** Jennifer Persike, Jennifer Persike & Company
- Treasurer:** Marwan Khalifa, Mesa Water
- Secretary:** Sue Stephenson, Retiree of Dublin San Ramon Services District
- Steve Blumenshine, California State University – Water
- Edgar Dymally, Metropolitan Water District of Southern California
- Paul Hernandez, Water Education for Latino Leaders
- Joone Lopez, Moulton Niguel Water District
- Kari D. Shively, Stantec
- Kathleen Tieg, Past President of ACWA

EX-OFFICIO MEMBERS

- Pamela Tobin, ACWA President
- Cathy Green, ACWA Vice President
- Dave Eggerton, ACWA Executive Director



MISSION

ACWA Foundation exists to serve California by promoting diversity, equity and inclusion within the water industry through education, research and workforce development.

STAFF REPORT

To: Board of Directors
From: Paul Helliker, General Manager
Date: August 23, 2023
Subject: ACWA QuenchCA campaign

RECOMMENDED ACTION

Discussion

BACKGROUND

Last year, ACWA launched a public education campaign concerning water infrastructure that they named “QuenchCA”. The subtitle of the campaign is “Building Water for You.” The website is located at: <https://quenchca.com/>

The website provides information about climate change impacts on California’s water resources and the need to make investments to address these impacts. It describes water infrastructure and highlights various categories of this infrastructure that need improvement – storage, conveyance, treatment, local reliability projects, dam upgrades, water loss control and irrigation systems. The website also provides a host of social media resources, such as sample posts, videos and other information that water agencies can use for their own outreach and educational activities.

The intended audience for the QuenchCA campaign is the general public. Because of this focus and the themes addressed in the campaign, it complements well the California Water for All effort and SB 366. The Water for All campaign targets legislators and other decisionmakers throughout the state, to promote investments in water infrastructure (highlighting most of the same categories as does QuenchCA) and to secure passage of SB 366.

Attached is the information on the webpage that defines water infrastructure and why it matters. This is one example of the various documents that are available for water agencies to use in their education and outreach efforts. The website also includes a library of infrastructure projects, to which we will add a description of the Hinkle and Kokila projects.


WHAT IS WATER INFRASTRUCTURE?

Water infrastructure is crucial to the prosperity of California. It refers to the pipes, pumps and facilities that are a vital part of capturing, storing, treating and delivering water to homes, businesses and the farms that grow our food throughout the state. As climate change continues to drive higher temperatures, limited precipitation and frequent weather extremes, water supplies will continue to be strained and require investing in and modernizing these vital systems.

The specific infrastructure that each water agency uses varies depending on geography and local water sources. No two agencies capture, store and deliver water in the exact same way. However, the basic features and components of water infrastructure systems are similar.


PRECIPITATION

Precipitation falls as snow or rain. **As snow melts, this water flows down from the mountains** and into rivers, streams and lakes (whether natural or man-made reservoirs).




STORAGE

California's systems of **lakes, rivers and basins provide natural water supply storage**, while reservoirs in the form of dams or storage tanks create additional storage. Some regions also have natural groundwater aquifers that collect and store water underground.



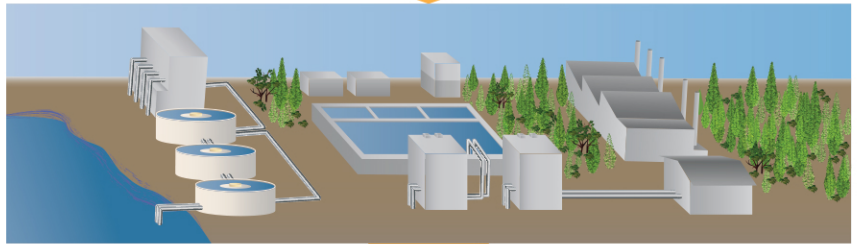
CONNECTION

Water agencies rely on a complex system of **pipes, pumps, canals and aqueducts** to connect all of our water supplies with our infrastructure systems in order to transport it from the source to the homes, businesses and farms that grow our food.



TREATMENT

Water quality and safety is of the utmost importance to California's water managers. Though the treatment methods vary, water managers use rigorous testing and monitoring processes to ensure our drinking water is safe to use.



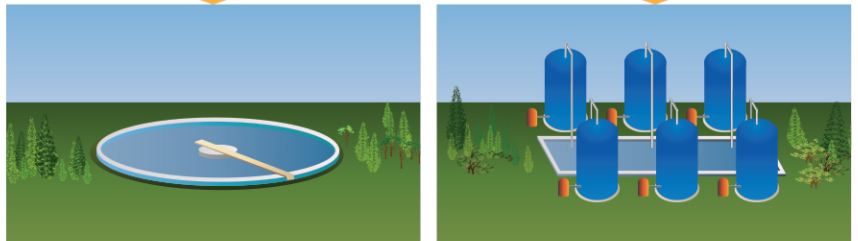
DELIVERY

Water managers use a network of pipes and pumps to deliver safe, reliable water supplies straight to our homes, businesses and the farms that grow our food.



REUSE

There are numerous water recycling and reuse options in California. Some regions have water recycling plants that can treat and integrate waste and stormwater back into the water supply. Some regions also have desalination plants that treat saltwater from oceans, wetlands and groundwater basins.



WATER INFRASTRUCTURE MATTERS

As climate change continues to drive water supply shortages, efficient water infrastructure systems are what will allow us to most effectively manage our state's limited water resources. Building and expanding the right water infrastructure projects will help mitigate the impacts of climate change on our water systems and maintain safe, reliable water supplies for generations to come.



EXPAND SUPPLY DIVERSITY

Capturing, creating and strengthening our supplies in wet years means we have more available to draw from in dry years.



MAINTAIN WATER QUALITY

Continuous testing and treatment of our sources ensures access to safe drinking water at any time.



IMPROVE EFFICIENCY

Upgrading and replacing aging water infrastructure systems helps prevent leaks and breaks, meaning less water wasted.



PROTECT OUR ENVIRONMENT

Sustainable management of our water supplies helps mitigate the impacts of drought on our environment.

DID YOU KNOW?
California's main water infrastructure system, the State Water Project, was designed for a state with 20 million people, but our population has since **doubled** in size.

Regional and local water agencies have been making necessary investments in California's water systems and facilities for decades. We need to continue modernizing and investing in our water infrastructure to adapt to California's changing climate and growing population.



STAFF REPORT

To: Board of Directors
From: Devon Barrett, Customer Service Manager
Date: August 23, 2023
Subject: Summary of District Participation in Low-Income Assistance Programs

RECOMMENDED ACTION

Information only.

BACKGROUND

In 2021, during the Covid-19 pandemic, the District applied for and received funding from the California Water and Wastewater Arrearage Payment Program. Funding for this program came from the State Water Resources Control Board, which received funding for the program in the federal American Rescue Plan Act. The program covered delinquencies incurred between March 4, 2020, and June 15, 2021. On December 9, 2021, the District received payment and was able to credit 82 delinquent accounts a combined \$53,507.07.

In early 2022, the District began participating in a new federal water assistance program known as the Low Income Household Water Assistance Program (LIHWAP). LIHWAP is the first-ever federal water assistance program to help low-income household pay their water and wastewater bills. The grant money is provided to households with income that is no more than the greater of: 150% of the Federal Poverty Line Or 60% of the State Median Income. So far, 18 SJWD customers have participated in the program, receiving a combined total of \$5,815.15. This program is ongoing and is advertised on the District's website. To participate, residents are forwarded to the California Department of Community Services and Development, where they are connected with the program administrator for their county. After submitting an application, residents are informed of their eligibility and, if approved, the amount of the one-time payment is made on their behalf. On July 31, 2023, the U.S. Department of Health and Human Services permitted the extension of the LIHWAP program through March 31, 2024.

STAFF REPORT

To: Board of Directors
From: Paul Helliker, General Manager
Date: August 23, 2023
Subject: Bond Measures: SB 366

INFORMATION

Bond Measures: below is a brief summary and status of bills that would issue bonds to provide funding for water projects.

AB 305 (Villapudua D- Stockton): California Flood Protection Bond Act of 2024. If approved by the voters, would provide \$1 billion for multibenefit flood projects, \$1 billion for urban flood risk reduction projects, \$1 billion for dam safety, \$1 billion for Sacramento-San Joaquin Valley flood control projects and \$500 million for levee improvements.

Status: 6/14/23 Referred to Senate Natural Resources and Water Committee and Senate Governance and Finance Committee

AB 408 (Wilson D- Fairfield): Climate-resilient Farms, Sustainable Healthy Food Access, and Farmworker Protection Bond Act of 2024. If approved by the voters, would authorize the issuance of bonds in the amount of \$3,365,000,000 pursuant to the State General Obligation Bond Law, to finance programs related to, among other things, agricultural lands, food and fiber infrastructure, climate resilience, agricultural professionals, including farmers, ranchers, and farmworkers, workforce development and training, air quality, tribes, disadvantaged communities, nutrition, food aid, meat processing facilities, and fishing facilities.

Status: Assembly Appropriations Committee (2 year bill)

AB 1567 (Garcia D- Coachella): Safe Drinking Water, Wildfire Prevention, Drought Preparation, Flood Protection, Extreme Heat Mitigation, and Workforce Development Bond Act of 2023. If approved by the voters, would authorize the issuance of \$15.1 billion of bonds pursuant to the State General Obligation Bond Law to finance projects for safe drinking water, wildfire prevention, drought preparation, flood protection, extreme heat mitigation, and workforce development programs.

Status: 6/14/23 Referred to Senate Natural Resources and Water Committee and Senate Governance and Finance Committee

SB 638 (Eggman D- Stockton): Climate Resiliency and Flood Protection Bond Act of 2024. If approved by the voters, would authorize the issuance of \$4.5 billion of bonds pursuant to the State General Obligation Bond Law, for flood protection and climate resiliency projects.

Status: Assembly Water Parks and Wildlife Committee (2 year bill)

SB 867 (Allen D- Santa Monica): Drought and Water Resilience, Wildfire and Forest Resilience, Coastal Resilience, Extreme Heat Mitigation, Biodiversity and Nature-Based Climate Solutions, Climate Smart Agriculture, and Park Creation and Outdoor Access Bond Act of 2023. If approved by the voters, would authorize the issuance of bonds in an unspecified amount pursuant to the State General Obligation Bond Law to finance projects for drought and water resilience, wildfire and forest resilience, coastal resilience, extreme heat mitigation, biodiversity and nature-based climate solutions, climate smart agriculture, and park creation and outdoor access programs.

Status: Assembly Committee on Natural Resources (2 year bill)

OTHER LEGISLATION

SB 366 (Caballero D-Fresno): The California Water Plan: long-term supply targets. The bill would require DWR to adopt a long-term target for water supply reliability by 2050, as part of the 2028 California Water Plan, and would set a 2040 target of an additional 10 million acre-feet of additional water. Each update of the plan shall include the following components discussion of various strategies, including, but not limited to, those relating to the development of new surface and groundwater storage facilities, water conservation, groundwater recharge, water recycling, desalination, conjunctive use, improved regional and statewide conveyance, stormwater capture, water transfers, and demand management activities that may be pursued in order to meet the water supply targets developed by the department. The bill would also require an economic analysis of the costs and impacts to the state if it has inadequate water supplies to meet demands.

Status: Assembly Water Parks and Wildlife Committee (2 year bill)

OFFICIAL REGION 4 Board Ballot

2024-2025 TERM

AGENDA ITEM IV-5



**Please return completed ballot
by Sept. 15, 2023**

E-mail: regionelections@acwa.com

Mail: ACWA
980 9th Street, Suite 1000
Sacramento, CA 95814

General Voting Instructions:

- 1 You may either vote for the slate recommended by the Region 4 Nominating Committee or vote for individual region board members. Please mark the appropriate box to indicate your decision.
- 2 Complete your agency information. The authorized representative is determined by your agency in accordance with your agency's policies and procedures.

Submitted board candidate bios and headshots are available on www.acwa.com/elections/2023-region-elections/.

1

Nominating Committee's Recommended Slate

I concur with the Region 4 Nominating Committee's recommended slate below.

CHAIR:

- **Brian Sanders**, Policy & Legislative Specialist, City of Sacramento Department of Utilities

VICE CHAIR:

- **Kristin Sicke**, General Manager, Yolo County Flood Control & Water Conservation District

BOARD MEMBERS:

- **Ronald Davis**, Director, Carmichael Water District
- **Cary Keaten**, General Manager, Solano Irrigation District
- **Thomas D. Orvis**, President, Oakdale Irrigation District
- **Andrew Watkins**, Director, Stockton East Water District
- **David Weisenberger**, General Manager, Banta-Carbona Irrigation District

OR

Individual Board Candidate Nominations

I do not concur with the Region 4 Nominating Committee's recommended slate. I will vote for individual candidates below as indicated.

CANDIDATES FOR CHAIR: (CHOOSE ONE)

- Brian Sanders**, Policy & Legislative Specialist, City of Sacramento Department of Utilities
- Kristin Sicke**, General Manager, Yolo County Flood Control & Water Conservation District

CANDIDATES FOR VICE CHAIR: (CHOOSE ONE)

- Brian Sanders**, Policy & Legislative Specialist, City of Sacramento Department of Utilities
- Kristin Sicke**, General Manager, Yolo County Flood Control & Water Conservation District

CANDIDATES FOR BOARD MEMBERS: (MAX OF 5 CHOICES)

- Ronald Davis**, Director, Carmichael Water District
- Cary Keaten**, General Manager, Solano Irrigation District
- Thomas D. Orvis**, President, Oakdale Irrigation District
- Kristin Sicke**, General Manager, Yolo County Flood Control & Water Conservation District
- Andrew Watkins**, Director, Stockton East Water District
- David Weisenberger**, General Manager, Banta-Carbona Irrigation District

2

AGENCY NAME

AUTHORIZED REPRESENTATIVE

DATE



AGENDA ITEM IV-6

SACRAMENTO LOCAL AGENCY FORMATION COMMISSION
1112 I Street, Suite 100 • Sacramento, CA 95814 • (916) 874-6458
www.saclafco.org

MEMO

DATE: July 18, 2023

TO: Special District Presiding Officer

FROM: José C. Henríquez, Executive Officer
Sacramento Local Agency Formation Commission

SUBJECT: Election of Special District Representative to Sacramento LAFCo

The Special District Selection Committee is electing a regular representative to serve a new 4-year term beginning in January 1, 2024.

Due to the size of the Special District Selection Committee, it has been difficult to establish a quorum when meeting in person. Therefore, pursuant to the provisions of Government Code §56332(f), the Executive Officer has determined that the business of the Special District Selection Committee will be conducted in writing to elect a regular Special District Representative to Sacramento LAFCo.

Election of Special District Representative to LAFCO

Thank you for submitting nominations for the Special District Representative election.

At the time the election ends, in order to be selected as a LAFCo Representative, a nominee must receive more than fifty-percent (50%) of the submitted votes. Enclosed with this memo you will find a ballot and a copy of each candidate's Statement of Qualifications received as of the date of this memo. Please note that there is one regular (voting) seat up for election.

Commissioners

Sue Frost, Rich Desmond, County Members ■ *Patrick Hume, Alternate*
Sean Loloee, Iva Walton, City Members ■ *Katie Valenzuela, Jay Vandenburg, Alternates*
Chris Little, Public Member ■ *Timothy Murphy, Alternate*
Lindsey Liebig, Gay Jones, Special District Members ■ *Charlea Moore, Alternate*

Staff

José C. Henríquez, Executive Officer ■ *Desirae Fox, Policy Analyst*
Nancy Miller, DeeAnne Gillick, Commission Counsel

The nominees, in alphabetical order, are:

- 1) Lindsey Carter, Herald Fire Protection District
- 2) Brian Danzl, Cordova Recreation & Park District
- 3) Paul Lindsey, Florin Resource Conservation District
- 4) Joanna McVay, North Highlands Recreation & Park District
- 5) Edwin Perez, Reclamation District 1000
- 6) Michael Seaman, Fulton El Camino Recreation & Park District
- 7) Robert "Bob" Wichert, Sacramento Suburban Water District

Option of Electronic Elections

Government Code §56332(c)(4) gives LAFCo and Special Districts the option of completing the election of special district representatives via e-mail. This would be more convenient for some districts and a time/cost saver to LAFCo. In order to implement this, however, LAFCO needs to have the consent of the districts and an indication of those districts that wish to participate in this manner. There are two questions for your district to consider.

1. On the first question, a "Yes" vote means you authorize LAFCo to send out ballots via e-mail to those special districts who choose to vote electronically in future elections. A "No" vote means LAFCO should continue to distribute paper ballots to all districts and distribute them via certified mail.
2. On the second question, if a plurality of districts approves electronic voting in the first question, a "Yes" vote means you wish to receive electronic ballots in future elections and have the option to return your ballot in an electronic format (e-mail, fax or scanned ballot). A "No" vote means your district prefers to continue to receive and submit paper ballots.

You can choose to vote "Yes" to the first question to authorize electronic distribution of ballots but vote "No" to the second if your District wants to continue to receive paper ballots.

Election Deadline

The voting period will be 75 days from July 18, 2023; all votes are due in writing on or before **5:00 pm on September 30, 2023**. Voting will cease on this date or whenever a quorum of special districts is reached, whichever occurs later. Please do not forget to have the Board President, or Chair, or the presiding officer of the board meeting in which you made your selection sign the returned ballot.

District managers or other staff members may not substitute their signature for Board President, or Chair, or the presiding officer's signature.

Thank you for your time and please feel free to contact me or any member of my staff at 916-874-2937 if you have any questions.



Mail to: LAFCo
1112 I Street, Suite 100
Sacramento, CA 95814

ELECTION BALLOT

Special District Representative to LAFCo Regular Seat #7

The election ends on September 30, 2023 at 5:00 p.m. or until a quorum of Special District ballots is received, whichever occurs later.

Candidate & District	Select one (1)
Lindsey Carter, Herald Fire Protection District	
Brian Danzl, Cordova Recreation & Park District	
Paul Lindsay, Florin Resource Conservation District	
Joanna McVay, North Highlands Recreation & Park District	
Edwin Perez, Reclamation District #1000	
Michael Seaman, Fulton-El Camino Recreation & Park District	
Robert "Bob" Wicher, Sacramento Suburban Water District	

LAFCo and Special Districts have the option of completing the election of special district representatives via e-mail. Does your district approve of LAFCo distributing electronic ballots to districts that wish to receive them in the future?

Yes No

If so, in the future does your district prefer to receive its ballot via e-mail and submit its vote electronically (via fax, e-mail or scanned ballot)?

Yes No

if Yes, ballots should be sent to e-mail address: _____

BALLOT CONTINUES ON THE NEXT PAGE

Commissioners

*Sue Frost, Rich Desmond, County Members ■ Patrick Hume, Alternate
 Iva Walton, Sean Loloe, City Members ■ Jay Vandenburg, Katie Valenzuela, Alternates
 Chris Little, Public Member ■ Timothy Murphy, Alternate
 Lindsey Liebig, Gay Jones, Special District Members ■ Charlea Moore, Alternate*

Staff

*José C. Henríquez, Executive Officer ■ Desirae Fox, Policy Analyst
 Nancy Miller, DeeAnne Gillick, Commission Counsel*

SIGNATURE OF PRESIDING OFFICER (Original Signature Required):


Note: Presiding Officer is the Chair/President. Any other signature invalidates this ballot, unless accompanied by Meeting Minutes designating an alternate.

PRINTED NAME OF PRESIDING OFFICER (Required):

AGENDA ATTACHED (Optional): Yes No

Attest:

District Secretary, Clerk or General Manager



SACRAMENTO LOCAL AGENCY FORMATION COMMISSION
 1112 I Street, Suite 100 • Sacramento, CA 95814 • (916) 874-6458
 www.saclafco.org

SPECIAL DISTRICT NOMINATION

Special District Representative to LAFCo, Seat #7

Position	Nominee's Name	Originating District
SD Rep, Seat #7	Lindsay Carter	Herald Fire Protection District

SIGNATURE OF PRESIDING OFFICER: [Signature]
 (Original Signature Required)

Note: Presiding Officer is the Chair/President. Any other signature invalidates this ballot, unless accompanied by Meeting Minutes designating an alternate.

PRINTED NAME OF PRESIDING OFFICER: George Obi
 (Required)

NAME OF NOMINATING DISTRICT: Herald Fire Protection District

MINUTES ATTACHED (Optional): Yes No

Attest:

[Signature]
 District Secretary, Clerk or General Manager

**Nominations must be received by LAFCO before
 5:00 p.m. on July 1, 2023**

Return to:

**Sacramento LAFCo
 1112 I Street, Suite 100
 Sacramento, CA 95814**

Commissioners

Sue Frost, Rich Desmond, County Members *Patrick Hume, Alternate*
Iva Walton, Sean Loloee, City Members *Jay Vandenburg, Katie Valenzuela, Alternates*
Chris Little, Public Member *Timothy Murphy, Alternate*
Lindsay Liebig, Gay Jones, Special District Members *Charlea Moore, Alternate*

Staff

José C. Henriquez, Executive Officer *Desirae Fox, Policy Analyst*
Nancy Miller, DeeAnne Gillick, Commission Counsel

Lindsey Carter

11546 Twin Cities Road Galt, CA 95632 | 209.712.7120 | lindsey@heraldfire.com

Experience

EXECUTIVE DIRECTOR | CALIFORNIA AGRICULTURAL COMMISSIONERS & SEALERS ASSOCIATION | DECEMBER 2021 - PRESENT


- Manage organizational functions including personnel, budget, legislative advocacy, communications, and membership development.
- Serve as the advocacy representative at state legislative meetings, industry functions and other statewide meetings and events; regularly provide legislative updates on tracked legislation to board of directors and members.
- Oversee budget for organization and various affiliates.
- Manage bylaws, procedures, and filings for board of directors, committees, and advisory groups, including meeting agenda and minutes creation and distribution.
- Develop organization's strategic plan and implement with board and staff engagement utilizing outside consultants.
- Manage updates for organization and subsidiary websites.
- Administer all grant programs and reporting for all activities.

Public Boards & Committees

- Commissioner, Sacramento County Local Area Formation Committee (LAFCo) - 2020- present
- Board Member, Herald Fire Protection District – Elected to 4-year term in 2020
- Director, Sloughhouse Resource Conservation District – Appointed to 4-year term in 2020
- Cosumnes Groundwater Authority JPA, Current Alternate Member – 2021 - present
- Member, Protest Provisions Rewrite Working Group, CSDA/CALAFCO – 2019 - 2021
- Commissioner Member, Sacramento LAFCo Special District Advisory Committee – 2018 - present
- Alternate Representative, South Sacramento Habitat Conservation Plan Implementation Review Committee – 2018 - 2021
- Alternate Representative, Sacramento Central Groundwater Authority – 2018 – 2021
- Member, CDFA SWEEP Ad-Hoc Advisory Committee - 2021

Community & Non-Profit Organization Involvement

- President, Sacramento Farm Bureau Foundation for Ag Education – 2015 – present
- President, National Sigma Alpha Educational Foundation – 2019 – 2022
- Member, California Special District Association Legislative Committee – 2020 - 2022
- Member, California Special District Association Bylaws & Policy Committee – 2020 - 2022
- Member, Elk Grove FFA Advisory Committee – 2020 - present
- Class 50 Fellow, California Agricultural Leadership Program – 2019- 2022



SPECIAL DISTRICT NOMINATION

Special District Representative to LAFCo, Seat #7

Position	Nominee's Name	Originating District
Board Vice-Chairperson	Brian Danzi	CRPD

SIGNATURE OF PRESIDING OFFICER:

Michael Yearwood
 (Original Signature Required)

Note: Presiding Officer is the Chair/President. Any other signature invalidates this ballot, unless accompanied by Meeting Minutes designating an alternate.

PRINTED NAME OF PRESIDING OFFICER:

Michael Yearwood
 (Required)

NAME OF NOMINATING DISTRICT:

Cordova Recreation & Park District

MINUTES ATTACHED (Optional):

Yes No

Attest:

Danielle Jones
 District Secretary, Clerk or General Manager

**Nominations must be received by LAFCo before
 5:00 p.m. on July 1, 2023**

Return to:

**Sacramento LAFCo
 1112 I Street, Suite 100
 Sacramento, CA 95814**

Commissioners

Sue Frost, Rich Desmond, County Members *Patrick Hume, Alternate*
Iva Walton, Sean Loloee, City Members *Jay Vandenburg, Katie Valenzuela, Alternates*
Chris Little, Public Member *Timothy Murphy, Alternate*
Lindsey Liebig, Gay Jones, Special District Members *Charlea Moore, Alternate*

Staff

José C. Henríquez, Executive Officer *Desirae Fox, Policy Analyst*
Nancy Miller, DeeAnne Gillick, Commission Counsel

Brian Danzl

Director

(916) 826-1470 • bdanzl@crpd.com • Rancho Cordova, CA 95670

Dynamic professional with experience in executive management and business development. Demonstrates success in driving significant growth and profitability through strategic planning and execution of innovative business initiatives. Proven track record of building and leading high-performance teams to achieve organizational objectives and exceed customer expectations. Adept at building strong relationships with clients, stakeholders and partners to create lasting value.

Experience

MAY 21 - PRESENT

President Elect | California Association Of Recreation And Park Districts, Roseville, CA

- Facilitated discussions between opposing sides in order to reach compromise solutions when necessary.
- Coordinated grassroots campaigns to educate districts on issues important to the parks.

MAY 11 - MAY 17

Board Secretary | California Association Of Recreation And Park Districts, Roseville, CA

- Provided administrative support to the Board of Directors, including scheduling meetings and preparing agendas.
- Assisted in the preparation of board meeting minutes, resolutions, reports and other corporate documents.

DEC 10 - PRESENT

Vice Chair | Cordova Recreation And Park District, Rancho Cordova, CA

- Leveraged strong interpersonal skills to build relationships with key stakeholders.
- Created operational dashboards to measure performance across multiple departments.
- Implemented process improvements resulting in increased efficiency within the organization.
- Collaborated with board members to develop corporate governance strategies.

JAN 20 - JAN 21

Board Chair | Cordova Recreation And Park District, Rancho Cordova, CA

- Reviewed financial statements and other reports to monitor organizational performance.
- Developed strategies to increase diversity among board members to reflect community demographics.
- Advised on best practices for corporate governance matters.
- Collaborated with stakeholders on projects related to fundraising, marketing, public relations.

JAN 17 - JAN 18

Board Chair | Cordova Recreation And Park District, Rancho Cordova, CA

- Facilitated effective communication between the Board and senior management teams.
- Evaluated proposals from vendors for goods and services required by the organization.
- Reviewed financial statements and other reports to monitor organizational performance.

JAN 13 - JAN 14

Board Chair | Cordova Recreation And Park District, Rancho Cordova, CA

- Facilitated effective communication between the Board and senior management teams.
- Engaged in continuous development of skills necessary for successful board leadership.
- Monitored progress towards achieving established goals and objectives.



SACRAMENTO LOCAL AGENCY FORMATION COMMISSION
1112 I Street, Suite 100 • Sacramento, CA 95814 • (916) 874-6458
www.saclafco.org

SPECIAL DISTRICT NOMINATION

Special District Representative to LAFCo, Seat #7

Position	Nominee's Name	Originating District
Vice-chair	Paul Lindsay	Florin Resource Conservation District

SIGNATURE OF PRESIDING OFFICER:

Tom Nelson

(Original Signature Required)

Note: Presiding Officer is the Chair/President. Any other signature invalidates this ballot, unless accompanied by Meeting Minutes designating an alternate.

PRINTED NAME OF PRESIDING OFFICER: Tom Nelson

(Required)

NAME OF NOMINATING DISTRICT: Florin Resource Conservation District

MINUTES ATTACHED (Optional): Yes No

Attest:

Stepani Phillips

District Secretary, Clerk or General Manager

Nominations must be received by LAFCO before 5:00 p.m. on July 1, 2023

Return to:

Sacramento LAFCo
1112 I Street, Suite 100
Sacramento, CA 95814


Paul Lindsay: Statement of Qualifications for Special District Commissioner for Office No. 7 on the Sacramento Local Agency Formation Commission

I currently serve as Vice Chair for the Florin Resource Conservation District (FRCD) which encompasses a good portion of southern Sacramento County. The District's work in recent years has been the provision of municipal water usage to roughly 40% of the city of Elk Grove.

Previously an Associate Director for the Florin Resource Conservation District, I was appointed to the Board to fill a vacancy and currently serve in my first full term. Retired after a 35-year career with the Social Security Administration, I worked in many different locations within California, from San Juan Capistrano to Yreka. During that time, I served in various positions, including Claims Specialist, Operations Supervisor, Area Systems Coordinator, and ultimately, District Manager. These positions required a thorough understanding of various laws and their application, IT systems, budgeting, and human resources.

My wife and I settled in Elk Grove in 1985 and I've been very involved in Civic matters since then. I've served on Sacramento County's Community Planning Advisory Commission for Elk Grove prior to its incorporation (and was heavily involved in several incorporation efforts) and was a charter member of the original Planning Commission for the City of Elk Grove, serving on it for more than seven years. I also chaired the East Elk Grove Specific Area Planning Advisory Group. Recently, I also served on the Sacramento County Grand Jury for two years (much of which was spent reviewing Special Districts, their operations, and practices). I served two years on the Cosumnes Community Service District's Landscape and Lighting Committee. During these different activities, I was able to interact with LAFCO on a variety of issues and gained an understanding of its responsibilities and duties.

I ask for your support for this position on LAFCO's Commission because I believe that I can bring a fresh perspective to the Commission and a willingness to listen, learn, and to represent Special District interests on the Commission.



SPECIAL DISTRICT NOMINATION

Special District Representative to LAFCo, Seat #7

Position	Nominee's Name	Originating District
Special District Commissioner	Joanna McVay	North Highlands Recreation Park


SIGNATURE OF PRESIDING OFFICER: Patrick B. Williams
 (Original Signature Required)

Note: Presiding Officer is the Chair/President. Any other signature invalidates this ballot, unless accompanied by Meeting Minutes designating an alternate.

PRINTED NAME OF PRESIDING OFFICER: Patrick Williams
 (Required)

NAME OF NOMINATING DISTRICT: North Highlands Recreation Park

MINUTES ATTACHED (Optional): Yes No

Attest:

 District Secretary, Clerk or General Manager

Nominations must be received by LAFCo before 5:00 p.m. on July 1, 2023

Return to:

**Sacramento LAFCo
 1112 I Street, Suite 100
 Sacramento, CA 95814**

Commissioners

Sue Frost, Rich Desmond, County Members *Patrick Hume, Alternate*
Iva Walton, Sean Loloee, City Members *Jay Vandenburg, Katie Valenzuela, Alternates*
Chris Little, Public Member *Timothy Murphy, Alternate*
Lindsey Liebig, Gay Jones, Special District Members *Charlea Moore, Alternate*

Staff

José C. Henríquez, Executive Officer *Desirae Fox, Policy Analyst*
Nancy Miller, DeeAnne Gillick, Commission Counsel

1945

1946

1947

1948

1949

1950

1951

1952



SPECIAL DISTRICT NOMINATION

Special District Representative to LAFCo, Seat #7

Position	Nominee's Name	Originating District
Trustee Commissioner	Edwin Perez	Reclamation District 1000

SIGNATURE OF PRESIDING OFFICER: Elena Lee Reeder
 (Original Signature Required)

Note: Presiding Officer is the Chair/President. Any other signature invalidates this ballot, unless accompanied by Meeting Minutes designating an alternate.

PRINTED NAME OF PRESIDING OFFICER: Elena Lee Reeder
 (Required)

NAME OF NOMINATING DISTRICT: Reclamation District 1000

MINUTES ATTACHED (Optional): Yes No


Attest:

[Signature]
 District Secretary, Clerk or General Manager

**Nominations must be received by LAFCo before
 5:00 p.m. on July 1, 2023**

Return to:

**Sacramento LAFCo
 1112 I Street, Suite 100
 Sacramento, CA 95814**



Commissioners

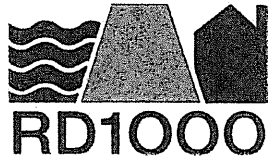
Sue Frost, Rich Desmond, County Members ^{or} *Patrick Hume, Alternate*
Iva Walton, Sean Loloe, City Members ^{or} *Jay Vandenburg, Katie Valenzuela, Alternates*
Chris Little, Public Member ^{or} *Timothy Murphy, Alternate*
Lindsey Liebig, Gay Jones, Special District Members ^{or} *Charlea Moore, Alternate*

Staff

José C. Henriquez, Executive Officer ^{or} *Desirae Fox, Policy Analyst*
Nancy Miller, DeeAnne Gillick, Commission Counsel



ED
PEREZ
T R U S T E E



CONTACT

PHONE:
916-802-8053

WEBSITE:
www.RD1000.org

EMAIL:
EPerez@RD1000.org

STATEMENT OF QUALIFICATIONS

I am seeking a seat on the Sacramento LAFCO to leverage my years of professional experience in the areas of community engagement, organizational governance, and collaboration with various levels government to effectively represent special districts on the commission.

I was elected in 2022 as Trustee with Reclamation District 1000, the flood control agency for the Natomas Basin. In this brief period of time, I was able to leverage my extensive relationships with community members and organizations to help win voter approval of a stormwater service fee to fund much needed infrastructure maintenance and help ensure a flood-safe future for the Natomas Basin.

I have served as a City of Sacramento Commissioner, President of a 1,300 household homeowners association, board member of California's largest state employee organization, and served on the board of numerous community and non-profit organizations.


In these roles, I learned to value the input from concerned residents, the importance of collaborating with community partners, and the need to pay attention to details and also see the "big picture". These experiences have prepared me to serve on the LAFCO.

I would be honored to receive your vote and look forward to working with you.

Respectfully,

ED PEREZ

henriquezj @ SAC LAFCO .org.



SACRAMENTO LOCAL AGENCY FORMATION COMMISSION
1112 I Street, Suite 100 • Sacramento, CA 95814 • (916) 674-6458
www.saclafco.org

SPECIAL DISTRICT NOMINATION

Special District Representative to LAFCo, Seat #7

Position	Nominee's Name	Originating District
SPECIAL DISTRICT COMMISSIONER	MICHAEL SEAMAN	Fulton El Camino REC + PARK DISTRICT

SIGNATURE OF PRESIDING OFFICER: Teresa Higgins
(Original Signature Required)

Note: Presiding Officer is the Chair/President. Any other signature invalidates this ballot, unless accompanied by Meeting Minutes designating an alternates.

PRINTED NAME OF PRESIDING OFFICER: Teresa Higgins, Board Chair
(Required)

NAME OF NOMINATING DISTRICT: FULTON-EL CAMINO RECREATION + PARK DISTRICT

MINUTES ATTACHED (Optional): Yes No

Attest:

Leena Wallace, District Secretary
District Secretary, Clerk or General Manager

Nominations must be received by LAFCO before 5:00 p.m. on July 1, 2023

Return to:

Sacramento LAFCo
1112 I Street, Suite 100
Sacramento, CA 95814

STATEMENT OF QUALIFICATIONS – MICHAEL J SEAMAN
for Sacramento Local Agency Formation Commission

Sacramento County resident and homeowner, 1978 - present

Veteran, U.S. Navy Civil Engineer Corps

Current Employment – Snowsports Instructor, Boreal Mountain Resort (winter seasonal)

Academic experience

- B. Architecture, University of California
- M. Urban Planning, San Jose State University
- M. Landscape Architecture/Environmental Planning, University of California
- Adjunct Professor, Sacramento State University (2 years)
- Adjunct Professor, National University (3 semesters)

Governmental experience

- Federal
 - Active and reserve service (9+ years)
 - Navy civilian employment after discharge (1 year)
- State
 - California civil service, 32 years across 6 agencies
 - Retired since 12/2009
- Local
 - County/Council of Governments staff experience in WA and OR (2+ years)
 - Member, City of Cannon Beach Design Review Board (1 year),
 - Board Member, Fulton-El Camino Recreation & Park District (28+ years – present)

Association experience

- American Institute of Architects
 - Associate Member (46 years)
 - Retired Associate AIA Emeritus (8 years - present)
- California Special Districts Association
 - Participant (28+ years - present),
 - Legislative Committee (4+ years),
 - Board Member (4 years)
- California Association of Recreation and Park Districts
 - Participant (28+ years - present)
 - Board Member (4+ years - present)
- Professional Ski Instructors of America/American Association of Snowboard Instructors
 - Member (34 years - present)
 - Certified Instructor – Nordic Track Skiing, Alpine Skiing, Snowboarding

LAFCO Experience

- Sacramento LAFCO Special Districts Advisory Committee (4 years)
- Applicant participation, Sacramento LAFCO City of Arden Arcade Measure D (11/2010)
- Observer via Advocates for Arden Arcade citizens' group and California (un)Incorporated coalition

July 2023



SPECIAL DISTRICT NOMINATION

Special District Representative to LAFCo, Seat #7

Position	Nominee's Name	Originating District
Director	Robert "Bob" Wicher	Sac. Suburban Water Dist.

SIGNATURE OF PRESIDING OFFICER: _____

[Handwritten Signature]

(Original Signature Required)

Note: Presiding Officer is the Chair/President. Any other signature invalidates this ballot, unless accompanied by Meeting Minutes designating an alternate.

PRINTED NAME OF PRESIDING OFFICER: _____

Jay Boatwright
(Required)

NAME OF NOMINATING DISTRICT: _____

Sacramento Suburban Water District

MINUTES ATTACHED (Optional):

Yes No

Attest:

[Handwritten Signature]

District Secretary, Clerk or General Manager

**Nominations must be received by LAFCo before
 5:00 p.m. on July 1, 2023**

Return to:

**Sacramento LAFCo
 1112 I Street, Suite 100
 Sacramento, CA 95814**

Commissioners

Sue Frost, Rich Desmond, County Members [■] *Patrick Hume, Alternate*
Iva Walton, Sean Loloee, City Members [■] *Jay Vandenburg, Katie Valenzuela, Alternates*
Chris Little, Public Member [■] *Timothy Murphy, Alternate*
Lindsey Liebig, Gay Jones, Special District Members [■] *Charlea Moore, Alternate*

Staff

José C. Henríquez, Executive Officer [■] *Desirae Fox, Policy Analyst*
Nancy Miller, DeeAnne Gillick, Commission Counsel

Robert P. "Bob" Wichert Qualifications For LAFCO

Lifelong resident of Sacramento County.

18 years employed by the Sacramento Municipal Utility District with frequent Board interactions and direction. Experience on hydroelectric power projects, and personally responsible for establishment of the first customer-choice all-renewable energy program in California, SMUD Greenergy ©.

Currently serving my third elected term on the Board of Directors of the Sacramento Suburban Water District including prior service as Board President.

Qualification as a Master's Candidate in Communication Studies at the California State University, Sacramento.

Five years as a member of the United Nations Sub-Committee of Experts on the Transport of Dangerous Goods.

Five years as a member of the International Civil Aviation Organization Dangerous Goods Panel.

Service as a writing member expert on Institute of Electrical and Electronics Engineers standards committees.

Service as a writing member expert on American Society of Mechanical Engineers codes and standards.

Service as a writing member expert on National Fire Protection Association codes and standards.

Fifteen years as a Professional Engineer in private practice, Robert P Wichert Professional Engineering, Inc.

AGENDA ITEM IV-7

RESOLUTION NO. 23-09

RESOLUTION OF THE BOARD OF DIRECTORS OF THE SAN JUAN WATER DISTRICT RECOGNIZING THE SUCCESSFUL EFFORTS OF WATER TREATMENT PLANT STAFF ON JANUARY 7, 2023

WHEREAS, the Hinkle Reservoir Cover and Liner Replacement Project, conducted by District staff and contractors from November 2022 through June 2023, has been the District's largest infrastructure project during the last four decades;

WHEREAS, planning and managing the operations of the District's Water Treatment Plant, temporary storage tanks and distribution system without the storage capacity of Hinkle Reservoir was extremely complex and challenging;

WHEREAS, Water Treatment Plant staff were on the front lines every day in managing these complex operations, ensuring that adequate water supplies were distributed throughout the wholesale system without interruption;

WHEREAS, the storm events and power outages of January 7, 2023, created particularly challenging operational problems for the District's water delivery operations, which included large variations in water supplies and demands from the District's Wholesale Customer Agencies;

WHEREAS, despite these very difficult operational issues, which occurred not only during daytime working hours but late into the evening and early morning of January 7-8, 2023, District staff successfully met all system needs and regulatory requirements, while at the same time providing critical information to Wholesale Customer Agencies to assist them in resolving their own operational problems;

NOW, THEREFORE, BE IT RESOLVED that the Board of Directors of the San Juan Water District expresses its profound appreciation for the laudable efforts that the Water Treatment Plant team made to successfully manage the difficult operational conditions of January 7-8, 2023;

PASSED AND ADOPTED by the Board of Directors of the San Juan Water District on the 23rd day of August 2023, by the following vote:

AYES:	DIRECTORS:
NOES:	DIRECTORS:
ABSENT:	DIRECTORS:

DAN RICH
President, Board of Directors

ATTEST

TERI GRANT
Secretary, Board of Directors

STAFF REPORT

To: Board of Directors

From: Paul Helliker, General Manager
Greg Zlotnick, Water Resources Manager

Date: August 23, 2023

Subject: Groundwater Banking/Conjunctive Use Projects

RECOMMENDED ACTION

Information and Discussion

BACKGROUND

In late 2020, at the direction of the Board, we communicated with our wholesale customer agencies and other neighboring agencies, to initiate detailed discussions about potential partnerships to increase conjunctive use and groundwater banking operations. We met with Carmichael and Del Paso Manor Water Districts in late 2020, but given that we have no direct hydraulic connections with those agencies, our ability to develop partnerships for conjunctive use is limited, at best.

We met with our wholesale customer agencies (WCAs) in January 2021, but this discussion focused primarily on the Voluntary Agreement. We then met with them again three times in the fall of 2021, to attempt to define and address the topics that would be covered by any operational or financial agreements for conjunctive use programs. Attachment 1 was the agenda for the second of these meetings, but that meeting and the following meeting in December focused on the analysis that would need to be done to determine whether or not aquifer storage and recovery technology would be appropriate for any particular well location. Attachment 2 is the agenda for the December, 2021 meeting.

In early 2022, the WCAs and we turned our attention to developing and implementing a regional groundwater substitution transfer, which is one component of the operations of a conjunctive use and groundwater banking program. We now have a second year of agreements between San Juan and both Fair Oaks Water District (FOWD) and Citrus Heights Water District (CHWD), which would provide some of the elements of a more comprehensive agreement or suite of agreements to define a conjunctive use and groundwater banking program. Other agreements that would serve as the foundation for this program include the wholesale water supply agreement and the agreement on the ownership and operation of the Cooperative Transmission Pipeline, as well as other related agreements, such as those that govern the delivery of water to Sacramento Suburban Water District (SSWD) and the operation of the Antelope pump station.

FOWD and CHWD

In response to a letter from Tom Gray to RWA in early October, 2022, in which he stated that he had no partnership in place to conduct groundwater banking transactions, Ken Miller (as San Juan's Board President at the time) sent a letter to the FOWD Board of Directors on November 1, 2022, requesting a joint Board meeting to discuss a banking partnership. FOWD responded on February 23, 2023, recommending that a 2x2 ad hoc committee of members of both Boards of Directors be formed. This committee first met on March 23, 2023 and has now met four more times since that first meeting, the most recent being on July 25, with another meeting planned on August 22. These meetings have included discussions about the wholesale water supply agreement, the SGA water accounting framework, status of the water bank project and comments on the governance document, an overview of Roseville's ASR program and potential opportunities for collaboration on an ASR project in FOWD's service area. Attachment 3 is the options paper that San Juan staff developed for discussions with potential partners, and has been provided to the FOWD-SJWD 2x2 committee for discussion in their meetings.

On June 3, President Dan Rich wrote to the CHWD Board, to request a joint Board meeting to discuss groundwater banking partnerships. CHWD responded on June 27, requesting to be added to the ad hoc committee with FOWD. President Rich replied on July 26, recommending a separate ad hoc committee with CHWD, and designated Ted Costa and Manuel Zamorano to participate in such a committee, should CHWD agree. CHWD did agree, and are in the process of designating their two representatives to the committee, with the first meeting planned on September 5 or 6.

Orangevale Water Company (OVWC)

As noted in our report to the Board last October, we have worked with OVWC to prepare requests for funding for a treatment system to remove perchlorate from water produced from a second well. OVWC did receive an allocation of \$75,000 in the Corps of Engineers' Section 219 funding in the current fiscal year with the assistance of The Ferguson Group as part of our advocacy program, and they were also successful in securing \$2.5 million in funding from DWR. They are in the process of implementing the grant funding procedures for this project.

OVWC has agreed that they will operate this well to participate with us in groundwater substitution transfers in the future, both for market-based transfers and for the Voluntary Agreement, so we will be working with them on agreements for these activities. They were not interested in any more specific partnership on this particular well and treatment system, but they have stated that they would like to discuss a potential partnership with San Juan on a second well project. They are not interested in ASR technology.

SSWD

2022 was the third year in a row that we transferred conserved surface water supplies to SSWD, which will allow them to account for that volume of water as in-lieu banked groundwater, pursuant to the water accounting framework currently in place for the

Central Area of the Sacramento Groundwater Authority. This water was delivered pursuant to the temporary transfer agreement approved by SSWD and us in March of this year (which expired at the end of February 2023). This transfer program has established the foundation for future groundwater substitution transfers, either to take advantage of market opportunities such as this year, or to meet the obligations of a Voluntary Agreement. We have an agreement with them this year to deliver up to 4,000 AF of surface water, which will also count as banked groundwater.

In their 2020 Urban Water Management Plan, SSWD identified a maximum production capacity of 79,549 acre-feet per year (AFY) from their groundwater system. Of this production capacity, they identify approximately 40,000 AFY as their reliable well field capacity (which includes a reservation of capacity to meet peak hour demands), and 35,000 AFY as the sustainable pumping estimate, to comport with the SGA Groundwater Sustainability Plan. In 2021, SSWD experienced constraints on deliveries during peak demand periods, which prompted them to do more detailed assessments of their well production capacity, and to accelerate their efforts to rehabilitate wells and install new facilities. In the October 17, 2022, Engineering Report to the Board of Directors, SSWD listed 6 investigation/repair projects on wells in the North Service Area that are currently underway, totaling 6,900 gallons per minute of capacity (11,130 AFY), and 9 investigation/repair projects in the South Service Area, totaling 7,700 gpm (12,420 AFY). The schedule for some of these projects is adversely impacted by the availability of parts and supplies, as well as the shortage of labor in the maintenance and construction industries. To address these issues, SSWD has entered into a five-year contract with Kirby's Pumps (one of the primary well construction contractors in the region) that dedicates the resources of that company solely to SSWD projects. At the end of that period, SSWD will also have an option to acquire the company.

SSWD also identified in their Engineering Report 6 projects to install new wells, which include 3 in the vicinity of the Antelope facilities (storage tank and pump station), and at least one other that would be able to deliver water into large transmission lines connected to the Antelope Transmission Pipeline. All of these are potential candidates for a partnership in financing and operations between SSWD and San Juan, and we are currently working with SSWD executives to develop options for such a partnership. Attachment 4 is the analysis of groundwater supply needs that San Juan staff prepared for the next discussion with SSWD (and with other potential banking partners).

Attachment 1

Groundwater Banking – SGA Eastern Area

Action Items – 11-2-21

The following principles drive the establishment of a groundwater banking program. They are already implemented in the SGA Central Area via the Water Accounting Framework.

1. Principles that reflect current understanding of the underlying groundwater basin and existing management practices, including basin sustainability goals, as a foundation of the Framework;
2. Standardized methodology for determining the volume of water available for banking and withdrawal operations under the Framework;
3. Elements of a model groundwater banking program for agencies proposing groundwater exchanges under the Framework;
4. Specific roles and responsibilities of SGA staff, the SGA Board, and member agencies in implementation of the Framework.

The following is a list of action items for the development of a groundwater banking program in the SGA Eastern Area.

Assessment of the Eastern Area Basin Hydrogeology

1. Use the COSANA groundwater model to evaluate the flow and fate of groundwater banked in the Eastern Area, including potential impacts of increased withdrawal on any existing plumes, migration of groundwater out of the Eastern Area, etc.

Sustainability Goals and Accounting Protocol

1. Development of Eastern Area sustainability goals (presumably founded on the Groundwater Sustainability Plan). The sustainability goal in the Eastern Area would consist of any limitation on groundwater production that would be necessary to balance demands with sustainable yield.
2. Adoption of surface water delivery levels and pumping targets for each agency that has groundwater production operations to optimize conjunctive use.
3. Adoption of an accounting protocol for banked water – including groundwater banked via in-lieu use of surface water, or groundwater that is banked via injection via potential ASR wells. Water banked through use of percolation facilities (managed aquifer recharge) could also be included in the protocol, if any exist in the Eastern Area.

Agreements for Managing Banked Water

1. Development of interagency agreements for the management of banked water, to account for the ownership of the banked water and the manner in which such water would be used, sold or transferred.
2. Development of interagency agreements for the joint construction or rehabilitation of new or existing facilities, and the ownership and operation thereof, if any such partnerships are created.

Agreements for Financial Partnerships

1. Development of interagency agreements to define the financial contributions for the construction and operation of groundwater banking facilities, and the distribution of any revenues from sales of banked water (including via groundwater substitution transfers).
2. Consideration of any special pricing for surface water that is banked and related sharing of revenues from the sale of any such water.
3. Development of any potential modifications to the wholesale water supply agreement to accommodate any of these program elements.

Attachment 2

Groundwater Banking – SGA Eastern Area

Program Components/Tasks – Specific Well Projects – 12-10-21

Development of Facilities: Production Well

1. Identify location and purchase property
2. Determine aquifer characteristics – depth to groundwater, water quality, transmissivity
3. Design well and secure permits and approvals
4. Install well and production facilities

Additional Tasks – ASR Well

1. Determine aquifer characteristics – chemistry of blended water, fate of injected water, etc.
2. Conduct any necessary pilot testing
3. Secure any necessary additional approvals (such as Regional Water Quality Control Board approval)

Management of Facilities

1. Define and implement operational plans and protocols
2. Develop and adopt any agreements for partnerships, including ownership and allocation of produced water
3. Allocate necessary staffing, equipment, supplies and budget
4. Monitor and report on operations to oversight organizations and partners

Additional Tasks – ASR Well

1. Develop an accounting protocol to define amount of banked water
2. Identify surface water supplies and develop agreement with provider of these supplies
3. Adopt agreements with any partners for ownership of banked water

Financing of Facilities

1. Manage expenses and budget/revenues during design, construction and operation of facilities
2. Adopt agreements for any financial partnerships between well owner and other project participants

Attachment 3

Collaboration Scenarios Conjunctive Use and Groundwater Banking 2-2-2023 Draft

1.0 Summary

San Juan Water District (SJWD) conducts a variety of business activities with the Wholesale Customer Agencies (WCAs), including those focused on ensuring reliable water supplies under various hydrologic conditions. SJWD and the WCAs jointly operate the Cooperative Transmission Pipeline (CTP), which provides the capability of delivering surface water from Folsom Reservoir to SJWD's wholesale service. SJWD and the WCAs are now considering additional partnerships to increase their ability to conjunctively use surface and groundwater supplies, thereby increasing water supply reliability and their joint ability to transfer water supplies to other parties, to meet various needs.

2.0 Partnership Opportunities

Currently, SJWD has adequate surface water diversion, treatment and transmission capacity to meet projected surface water supply needs for the WCAs, including its own retail service area. SJWD's 120 MGD (150 maximum MGD) surface water treatment plant, its 62 MG Hinkle Reservoir for treated water storage, and the various transmission pipelines (CTP – 72", Fair Oaks – 40" and Citrus Heights – 42") have reliably delivered more than 73,000 acre-feet of treated surface water from Folsom Reservoir to both its wholesale service area and to SSWD and California American Water Company (Cal-Am), at rates of up to 139 MGD. SJWD has various water rights and entitlements totaling up to 82,200 AF/yr when hydrology permits, of which 58,000 AF/yr is available as a relatively firm supply.

When SJWD's wholesale demands do not require the use of all of its available supplies, it can transfer unused water to the WCAs use in lieu of groundwater, which could be considered banked water, including pursuant to the provisions of the banking protocol defined by the Sacramento Groundwater Authority. This water that can be banked via in-lieu accounting includes SJWD's water right water, as well as purchases of CVP water under SJWD's Repayment Contract. For example, this protocol has resulted in the banking of more than 385,000 of groundwater in the SGA portion of the North American subbasin aquifer.

In the future, SJWD's water right water could also be banked by the WCAs via direct injection, if and when they install aquifer storage and recovery technology. Also, once the Bureau of Reclamation acknowledges that the North American subbasin aquifer is a groundwater bank, SJWD will be authorized to bank within its wholesale service area the CVP contract supplies of other CVP contractors, and SJWD will be able to bank its

own CVP contract supplies and those of other CVP contractors outside of SJWD's service area, either via in-lieu use or direct injection.

While SJWD has never failed to have adequate surface water supplies to meet wholesale customer demands, its ability to receive deliveries from Folsom Reservoir could be reduced, should reservoir levels fall below 110,000 AF. Below that level, SJWD and the City of Roseville would be forced to rely on, and share, the maximum 60 cubic feet per second (cfs) capacity of an emergency pump operated by the Bureau of Reclamation. SJWD's water rights allow for diversion of up to 75 cfs during the peak summer months, and its diversions of supplies from the Placer County Water Agency and its CVP water add to this total amount, thus indicating the inadequacies of 60 cfs of shared capacity.

The threat of this reduced pumping capacity under low reservoir conditions - which almost occurred in 2015 – led SJWD, Orangevale and Folsom to build the Antelope Pump Station to be able to provide backup groundwater supplies to the three agencies, if necessary. Citrus Heights Water District (CHWD) and Fair Oaks Water District (FOWD), which are the other WCAs, have also constructed and operate groundwater wells for baseline and supplemental drought supplies. To ensure reliability and adequate production capacity to deliver groundwater to all of these agencies, they are evaluating the alternatives described below.

2.1 WCA Wells and Facilities – Partial Ownership by SJWD

In this scenario, individual WCAs and SJWD would jointly own the groundwater wells and associated facilities. Operational responsibilities would need to be defined, but given the expertise of certain WCAs in owning and operating groundwater facilities, their taking on that responsibility for the jointly-owned wells would likely be the optimal approach. SJWD would contribute to the operational costs, as well as to the repair and replacement costs. Allocation of the proportional share of the pumping capacity of the well(s) to each agency would also need to be defined.

2.1.1 Issues to Address via Agreements between the WCA and SJWD

Analysis and Design of Facilities

Capital Cost, Financing and Financial Participation

Operations Responsibilities and Cost Sharing

Quantities of Produced Groundwater Available to Each Party and Timing of Deliveries

2.2 WCA Wells and Facilities – SJWD Pays for Production Capacity

In this scenario, the WCA would own and operate the groundwater wells and associated facilities, and SJWD would purchase production capacity in those facilities by contributing funds toward installation or rehabilitation, etc. SJWD would also contribute to the operational costs, as well as to the repair and replacement costs. As part of the financial and operational agreements between the WCA and SJWD, SJWD would be provided a guaranteed quantity of groundwater produced, for use either within the WCA's service area (which would then allow that amount of surface water supply to be dedicated to customers in SJWD's retail area, in Folsom or in Orangevale) or for use in the service areas of SJWD, Orangevale or Folsom.

2.2.1 Issues to Address via Agreements between the WCA and SJWD

Analysis and Design of Facilities

Capital Cost, Financing and Financial Participation

Operations Responsibilities and Cost Sharing

Quantities of Produced Groundwater Available to Each Party and Timing of Deliveries

2.3 WCA Wells and Facilities – SJWD Pays for Groundwater Produced

In this scenario, the WCA would own and operate the groundwater wells and associated facilities, and SJWD would purchase water supplies from those facilities. SJWD would be provided a guaranteed quantity of water produced, for use by SJWD and its Wholesale Customer Agencies. Under this option, SJWD would pay solely for the water produced, with no upfront financial contribution to the WCA partner for the cost of facilities or capacity in them.

2.3.1 Issues to Address via Agreements between the WCA and SJWD

Analysis and Design of Facilities

Capital Cost, Financing and Financial Participation

Operations Responsibilities and Cost Sharing

Quantities of Produced Groundwater Available to Each Party and Timing of Deliveries

Attachment 4

Scenarios for Groundwater Recovery and Use

July 25, 2023

Supplemental Drought Supply – San Juan Wholesale

Potential Production Need: 5.6-14.6 MGD (4,670 – 12,176 GPM)

While San Juan Wholesale (“San Juan”) has never failed to have adequate surface water supplies to meet wholesale customer demands, its ability to receive deliveries from Folsom Reservoir could be reduced, should the storage level in the Reservoir fall below 110,000 AF. Below that level, San Juan and the City of Roseville would be forced to rely on, and share, the maximum 60 cubic feet per second (cfs), or 38.78 million gallons per day (MGD) capacity of an emergency pump operated by the Bureau of Reclamation. While this pumping capacity has not been formally allocated, given the relative typical water supply demands of San Juan and the City of Roseville, it is reasonable to expect that approximately 50% of this capacity would be available for San Juan’s use, or 30 cfs (19.39 MGD). This capacity would be available until reservoir levels dropped below approximately 50,000 AF (approximately 5.2% of the capacity of Folsom Reservoir), at which point water supplies would have to be pumped from floating pump stations deployed upstream of the dam into the power penstocks, on which Reclamation’s emergency pump is situated. The capacity of such floating pump stations has not been determined, but if the floating pump stations that would be serving the City of Folsom (Folsom) during such a situation are any indicator, it would be a maximum of 30 cfs total (19.39 MGD).

San Juan’s water rights allow for diversion of up to 75 cfs (48.47 MGD) during the peak summer months, and its diversions of supplies from the Placer County Water Agency (PCWA) and its CVP water add to this total amount. Since 2016, San Juan deliveries have reached a daily peak of 131.05 cfs (84.7 MGD), with the 2023 peak daily wholesale demand being 116.13 cfs (75.06 MGD), but this 2023 amount included approximately 20 MGD of deliveries to Sacramento Suburban Water District (SSWD). Monthly average wholesale demands during this period reached a maximum of 117.13 cfs (75.7 MGD). Since 2016, minimum deliveries have ranged from 5.89 cfs (3.17 MGD) to 22.30 cfs (12 MGD), with the most recent minimum deliveries in the winter of 2022-23 being 18.58 cfs (10 MGD).

Given these figures, San Juan could face the prospect of only having available 19.39 MGD of supplies, to meet recent peak and average demands of 84.7 and 75.7 MGD, respectively (with appropriate recognition of the delivery amount to SSWD). As noted in the draft Wholesale Master Plan, an intertie with PCWA could provide 2.9 MGD. So, under critically dry hydrology in which Folsom Reservoir levels drop below 110,000 AF, San Juan could be short of water supply capacity by 33-42 MGD (assuming SSWD would not be receiving surface water supplies). This range of shortage in water supply capacity, compared to the peak demands since 2016 and in 2023 noted above (equal to

64.7 MGD and 55.06 MGD, respectively, with the 20 MGD of typical deliveries to SSWD not included), would be on the order of 59-65%.

Fair Oaks Water District (FOWD) and Citrus Heights Water District (CHWD) currently own and operate 5.4 and 6 MGD of reliable yield of groundwater production, respectively, and Orangevale Water Company (OVWC) will be installing a treatment system that will allow them to bring approximately 1.5 MGD of groundwater production capacity online. If all of these resources were brought to bear by providing supplies in the wholesale system, there would still be a shortage of 20-29 MGD of supplies, to meet peak demand in the situation with the power penstock pump providing surface water supplies.

The Antelope Pump Station has a capacity of 14.4 MGD, but achieving that capacity of deliveries into the San Juan system would require that amount of reserve groundwater pumping capacity in SSWD's system, which they currently do not have. If adequate supplies and pumping capability were available from SSWD to allow the Antelope Pump Station to operate at full capacity, San Juan could still face a residual need of 5.6-14.6 MGD of water supply capacity.

Groundwater Substitution Transfers – Voluntary Agreement/DWR Agreement

Potential Production Need: 7,797 AF/yr (4,833 GPM)

The American River Voluntary Agreement (VA) includes a flow contribution of 30,000 AF of groundwater substitution transfers in up to three dry or critical years during the eight years of the VA or potentially out to 2036 if less than three calls for water are made in the initial 8-year period. This additional time allowance was a commitment the VA groundwater substitution transfer participants made as part of an agreement with the California Department of Water Resources and the Regional Water Authority to receive \$55 million in grant funding.

San Juan expects to participate in these agreements with its groundwater production partners, in the following amounts (the amounts in columns 2 and 3 are after the application of the streamflow depletion factor):

Groundwater Partner	Annual Amount (AF)	Annual Amount (GPM)
Citrus Heights Water District	1,963	1,217
Fair Oaks Water District	1,374	852
Orangevale Water Company	460	285
Sacramento Suburban Water District	4,000	2,480

These annual production amounts can be distributed across 12 months, and the schedule for producing the groundwater to allow for these amounts of groundwater substitution transfers is completely within the discretion of the groundwater providers.

The actual amount of daily production capacity would thus be defined by the production profile for the VA/DWR agreement “replenishment” actions.

Groundwater Substitution Transfers – Market Rate

Potential Production Need: 2-4,000 AF/provider over 4-5 months (3,017 - 7,543 GPM)

San Juan has partnered with CHWD and FOWD in the past to conduct market-based groundwater substitution transfers. The target amounts of those transfers were approximately 2,000 AF per groundwater provider, and the transfer window was expanded in 2019 to July through November. San Juan has also been transferring conserved surface water to SSWD since 2020, thus establishing a foundation for groundwater substitution transfers with them. 4-6,000 AF per year of such transfers to SSWD have been used for the potential production need noted in this section.

Supplemental Drought Supply – San Juan Retail

Potential Production Need: 1.5 – 4.7 MGD (972 – 3,264 GPM)

Related to the scenario described above concerning supplemental drought supply for San Juan, San Juan Retail could need supplemental drought supply. As noted on p. 1, in the event that Folsom Reservoir levels drop below 110,000 AF and San Juan has to rely on Reclamation’s emergency pump station and the intertie with PCWA, the shortage in wholesale delivery capacity could range between 33 – 42 MGD (compared to recent peak demands). By allocating the available surface water supplies pursuant to the Wholesale Water Supply Agreement Shortage Policy, the shortage in delivery capacity just noted would be allocated as follows:

Wholesale Customer Agency	Percentage Allocation	Allocation of Delivery Capacity Shortage (MGD)
Citrus Heights Water District	28.52%	9.4-12.0
Fair Oaks Water District	20.71%	6.8-8.7
Folsom	3.39%	1.1-1.4
Orangevale Water Company	11.63%	3.8-4.9
San Juan Water District - retail	35.76%	11.8-15.0

Currently, San Juan Retail has no groundwater production facilities of its own that it operates, but it does own capacity in the Antelope Pump Station (APS), in conjunction with OVWC and Folsom. The respective amounts of the 10,000 GPM (14.4 MGD) capacity owned by San Juan Retail and its APS partners have not been apportioned, but the costs of the project were allocated among the three agencies in the following amounts:

Folsom: 11.1%

OVWC: 32.6%
San Juan -retail: 56.3%

Based on this distribution of ratios, San Juan-Retail would be allocated 5,630 GPM (8.11 MGD) of pumping capacity in the APS. If SSWD were to have adequate groundwater production capacity to be able to supply the APS with enough water to fill its pumping capacity, the residual need for San Juan-Retail would be 3.7 – 6.9 MGD (3,086 – 5,755 GPM).

All of these scenarios are based on the assumption that no demand management measures have been implemented, to address peak or average demands. However, the conditions under which Folsom Reservoir levels drop to or below 110,000 AF would be dire and unprecedented, and it is likely that San Juan and all of the WCAs would invoke increasingly greater shortage response actions in accordance with their respective Water Shortage Contingency Plans, as the conditions in Folsom Reservoir approached this scenario. If these actions are successful, average demands could be reduced by 10%, 25%, 50% or even more than 50%, and peak demands could be reduced in even greater percentages. The 33 – 42 MGD shortage in delivery capacity noted above for San Juan compared to the peak demands since 2016 and in 2023 noted on page 1 (equal to 64.7 MGD and 55.06 MGD, respectively, with the 20 MGD of typical deliveries to SSWD not included), constitute shortages of between 59-65%.

STAFF REPORT

To: Board of Directors
 From: Paul Helliker, General Manager
 Date: August 23, 2023
 Subject: General Manager's Monthly Report (July)

RECOMMENDED ACTION

For information only, no action requested.

TREATMENT PLANT OPERATIONS

Water Production

Item	July 2023	July 2022	Difference
Monthly Production AF	7,365.94	4,800.14	53.5%
Daily Average MG	77.43	50.46	53.5%
Annual Production AF	23,887.13	23,079.95	3.5%

Water Turbidity

Item	July 2023	June 2023	Difference
Raw Water Turbidity NTU	1.12	1.42	-21%
Treated Water Turbidity NTU	0.016	0.016	0%
Monthly Turbidity Percentage Reduction	98.55%	98.89%	

*Folsom Lake Reservoir Storage Level AF**

Item	2023	2022	Difference
Lake Volume AF	847,612	585,877	45%

AF – Acre Feet

MG – Million Gallons

NTU – Nephelometric Turbidity Unit

* Total Reservoir Capacity: 977,000 AF

Other Items of Interest:

- None

SYSTEM OPERATIONS

Distribution Operations:

Item	July 2023	June 2023	Difference
Leaks and Repairs	9	14	-5
Mains Flushed	0	0	0
Valves Exercised	0	537	-537
Hydrants Maintenance	0	204	-204
Back Flows Tested	6	64	-58
Customer Service Calls	39	45	-6

Distribution System Water Quality:

Water Quality Samples Taken	# Failed Samples	Supporting Information
40 Lab 29 In-House	0	

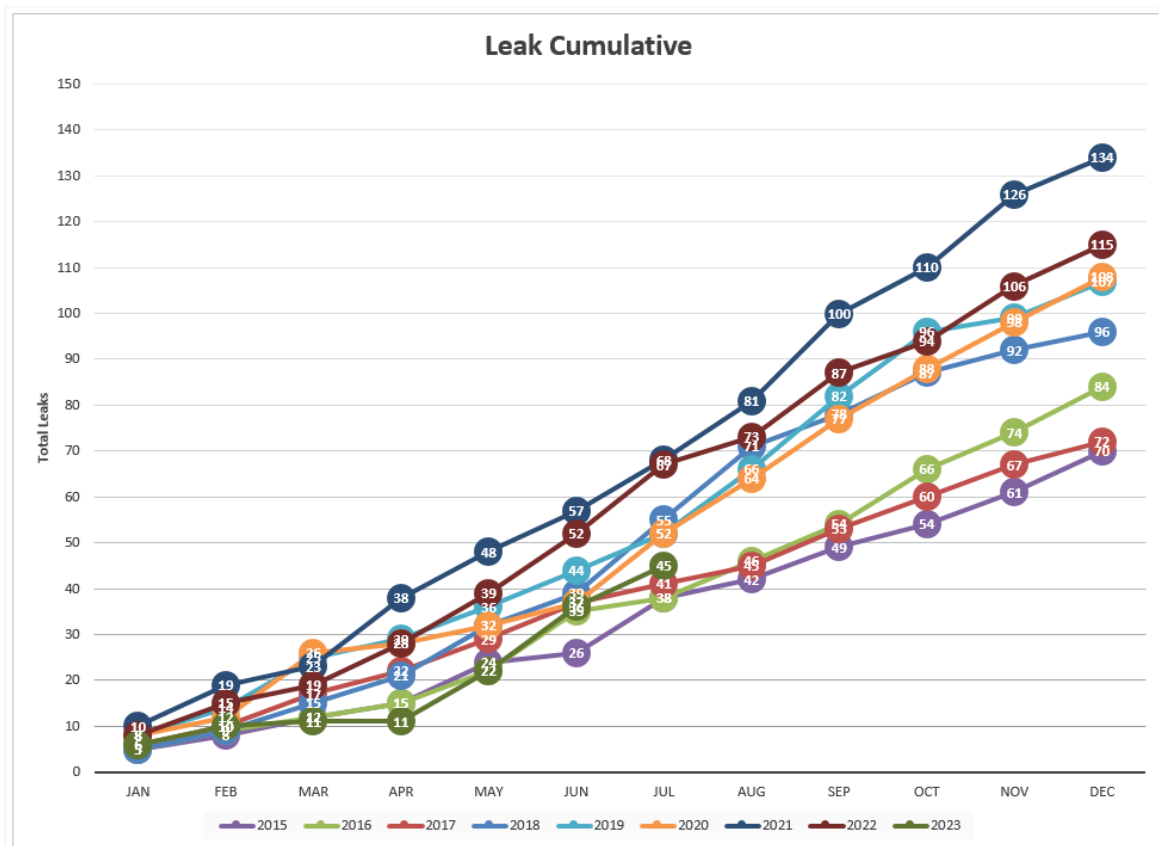


Figure 1: Annual Distribution System Leaks

Other Items of Interest:

- None

CUSTOMER SERVICE ACTIVITIES

Billing Information for Month of July

Total Number of Bills Issued	Total Number of Reminders Mailed	Total Number of Shut-off Notices Delivered	Total Number of Disconnections
5432	525	169	19

Water Efficiency Activities for July

Water Waste Complaints Received	Number of Customers Contacted for High Usage (potential leaks)	Number of Rebates Processed	Number of Meters Tested/Repaired (non-reads)
11	127	2	51

Other Activities

- None

ENGINEERING - NEW URBAN DEVELOPMENTS (SJWD Retail Service Area)

Project Title	Description	Status	Issues / Notes
Chula Acres	4-Lot Minor Subdivision (8149 Excelsior Ave)	In Construction	Water main installed. Construction in process.
Greenside Parcel Split (5640 Macargo)	Minor parcel split of 2.0-Ac parcel into 3 lots	Approved for Construction	Design approved
Placer County Retirement Residence (3905 Old Auburn)	Commercial Business (145-Unit Multi-story Assisted Living Facility; 3865 Old Auburn Rd)	Construction complete	In project close-out
Granite Bay Assisted Living and Memory Care (formerly Pond View)	Assisted Living and Memory Care facility (5620 5630 5640 5650 Douglas Blvd)	In Planning	Developer to submit improvement plans in 2023.
The Park at Granite Bay	56 lot Subdivision (SCB south of Annabelle)	In Construction	Construction started June 2022
The Residences at GB	4-Lot Minor Subdivision (NW Cor. Barton & E Rsvl Pkwy)	In Design Review	Project on hold
Ventura of GB	33-Lot High Density Subdivision (6832 Eureka Rd)	Construction complete	In project close-out
Whitehawk II	56-Lot Subdivision (Douglas, west of Barton)	Construction complete	In project close-out
Rancho Del Oro Estates	89-Lot Subdivision (Olive Ranch Rd, east of Cavitt Stallman)	Construction complete	In project close-out
Canyon Terrace Apartments	Apartment Complex (7 new buildings; 1600 Canyon Terrace Lane)	In Construction	Construction started November 2022
Sierra College Self Storage (8455 Sierra College Blvd)	New 4-building self-storage facility	In Construction	Construction started August 2022

ENGINEERING - CAPITAL PROJECTS

Status Update for Current Retail Projects

Project Title	Description	Status	Issues / Notes
Eureka Rd Transmission Main Replacement	Replace approximately 3,925 LF of aged steel transmission pipeline	Construction complete	In project close-out
Spahn Ranch Rd. Main Extension	Install new pipeline; provides looped distribution network	In Design	Construction in FY 24/25
Kokila Reservoir Replacement	Replace existing hypalon lined and covered reservoir with a new concrete tank	In Design	Applying for SRF funding. Construction in FY 23/24
Canyon Falls Village PRS Replacement	Rehabilitation of an existing Pressure Reducing Station (PRV) located near the intersection of Canyon Falls Drive and Santa Juanita Ave.	East PRS is now completed, doing design for West PRS	Construction in FY 23/24
Bacon Pump Station Generator Replacement	Replacing generators at Bacon Pump Station	In Construction	Project delayed due to material lead time. Anticipate to start construction in December 2023.
Field Services 3-sided Parts Shelter	Construction of a 3-sided material storage shelter	On hold	Planning to rebid project in FY25/26
Service Line Replacement Projects (85/year)	Yearly program to replace 85 services per year as identified in the 2020 Retail Master Plan	In Design	Hidden Oaks (referred to as Shelborne) identified for replacement in FY22/23
Air Release Valve Replacements (45/year for next 20 years)	Replacement of 45 Air Release Valves per year for the next 20 years as identified in the 2020 Retail Master Plan	In Construction	Construction underway
Administration Building Electrical Panel Upgrade	Replacement of the electrical service at the Administration Building (50/50 split W/R)	In Design	Construction in FY23/24

Status Update for Current Wholesale Projects

Project Title	Description	Status (% Complete)	Issues/ Notes
Hinkle Liner & Cover Repl'mt	Replace both the hypalon cover and liner	In Construction	Applying for SRF funding. Construction in FY 22/23
Lime System Improvements	Improvements for the WTP's lime system control and feeder system	In Design	
Backwash Hood Rehabilitation and Rail Track Improvements	Rehabilitate or replace the two oldest Filter Backwash Hoods in the North and South basins, and replacement of the Rail Track.	In Design	
Baldwin Chnl Lining and Solar Field Culvert Replacement Project	Lining the Baldwin Ditch on the main campus to minimize costs for maintenance within the ditch and the replacement of the Solar Field Culvert to provide emergency discharge capacity to Baldwin Reservoir	In Construction	Construction of Solar Field Culvert complete. Construction of lining underway.
Wholesale Master Plan	Update of the 2005/07 Wholesale Master Plan	In Design	Consultant preparing final draft
Administration Building Electrical Panel Upgrade	Replacement of the electrical service at the Administration Building (50/50 split W/R)	In Design	Construction in FY23/24

SAFETY & REGULATORY TRAINING – July 2023

Training Course	Staff
Compressed Gas Safety	Field Service & Treatment
Workplace Violence and Active Shooter	Staff

FINANCE/BUDGET

See attached



San Juan Water District, CA

Wholesale Operating Income Statement Group Summary

For Fiscal: 2023-2024 Period Ending: 07/31/2023

Account	Original Total Budget	Current Total Budget	MTD Activity	YTD Activity	Budget Remaining
Fund: 010 - WHOLESAL					
Revenue					
41000 - Water Sales	10,451,600.00	10,451,600.00	1,725,244.01	1,725,244.01	8,726,355.99
43000 - Rebate	1,000.00	1,000.00	0.00	0.00	1,000.00
45000 - Other Operating Revenue	0.00	0.00	2.20	2.20	-2.20
49000 - Other Non-Operating Revenue	132,100.00	132,100.00	45,937.95	45,937.95	86,162.05
49990 - Transfer In	958,700.00	958,700.00	0.00	0.00	958,700.00
Revenue Total:	11,543,400.00	11,543,400.00	1,771,184.16	1,771,184.16	9,772,215.84
Expense					
51000 - Salaries and Benefits	4,305,600.00	4,305,600.00	342,530.22	342,530.22	3,963,069.78
52000 - Debt Service Expense	887,900.00	887,900.00	44,804.37	44,804.37	843,095.63
53000 - Source of Supply	926,300.00	926,300.00	55,529.89	55,529.89	870,770.11
54000 - Professional Services	793,400.00	793,400.00	2,894.81	2,894.81	790,505.19
55000 - Maintenance	530,000.00	530,000.00	51,612.46	51,612.46	478,387.54
56000 - Utilities	312,900.00	312,900.00	397.81	397.81	312,502.19
57000 - Materials and Supplies	843,600.00	843,600.00	78,495.05	78,495.05	765,104.95
58000 - Public Outreach	36,500.00	36,500.00	0.00	0.00	36,500.00
59000 - Other Operating Expenses	756,800.00	756,800.00	121,631.66	121,631.66	635,168.34
69000 - Other Non-Operating Expenses	1,600.00	1,600.00	0.00	0.00	1,600.00
Expense Total:	9,394,600.00	9,394,600.00	697,896.27	697,896.27	8,696,703.73
Fund: 010 - WHOLESAL Surplus (Deficit):	2,148,800.00	2,148,800.00	1,073,287.89	1,073,287.89	1,075,512.11
Total Surplus (Deficit):	2,148,800.00	2,148,800.00	1,073,287.89	1,073,287.89	

Fund Summary

Fund	Original Total Budget	Current Total Budget	MTD Activity	YTD Activity	Budget Remaining
010 - WHOLESAL	2,148,800.00	2,148,800.00	1,073,287.89	1,073,287.89	1,075,512.11
Total Surplus (Deficit):	2,148,800.00	2,148,800.00	1,073,287.89	1,073,287.89	



San Juan Water District, CA

Wholesale Capital Income Statement Group Summary

For Fiscal: 2023-2024 Period Ending: 07/31/2023

Account	Original Total Budget	Current Total Budget	MTD Activity	YTD Activity	Budget Remaining
Fund: 011 - Wholesale Capital Outlay					
Revenue					
42000 - Taxes & Assessments	1,403,600.00	1,403,600.00	0.00	0.00	1,403,600.00
44000 - Connection Fees	100,000.00	100,000.00	87,355.00	87,355.00	12,645.00
49000 - Other Non-Operating Revenue	150,000.00	150,000.00	10,211.47	10,211.47	139,788.53
49792 - Proceeds from Issuance of Debt	22,274,200.00	22,274,200.00	0.00	0.00	22,274,200.00
Revenue Total:	23,927,800.00	23,927,800.00	97,566.47	97,566.47	23,830,233.53
Expense					
55000 - Maintenance	806,000.00	806,000.00	0.00	0.00	806,000.00
61000 - Capital Outlay	4,237,200.00	4,237,200.00	220,997.50	220,997.50	4,016,202.50
69900 - Transfers Out	958,700.00	958,700.00	0.00	0.00	958,700.00
Expense Total:	6,001,900.00	6,001,900.00	220,997.50	220,997.50	5,780,902.50
Fund: 011 - Wholesale Capital Outlay Surplus (Deficit):	17,925,900.00	17,925,900.00	-123,431.03	-123,431.03	18,049,331.03
Total Surplus (Deficit):	17,925,900.00	17,925,900.00	-123,431.03	-123,431.03	

Fund Summary

Fund	Original	Current	MTD Activity	YTD Activity	Budget
	Total Budget	Total Budget			Remaining
011 - Wholesale Capital Outl...	17,925,900.00	17,925,900.00	-123,431.03	-123,431.03	18,049,331.03
Total Surplus (Deficit):	17,925,900.00	17,925,900.00	-123,431.03	-123,431.03	



San Juan Water District, CA

Retail Operating Income Statement Group Summary

For Fiscal: 2023-2024 Period Ending: 07/31/2023

Account	Original Total Budget	Current Total Budget	MTD Activity	YTD Activity	Budget Remaining
Fund: 050 - RETAIL					
Revenue					
41000 - Water Sales	16,621,400.00	16,621,400.00	1,530,517.46	1,530,517.46	15,090,882.54
45000 - Other Operating Revenue	463,700.00	463,700.00	19,438.85	19,438.85	444,261.15
49000 - Other Non-Operating Revenue	172,400.00	172,400.00	47,982.00	47,982.00	124,418.00
Revenue Total:	17,257,500.00	17,257,500.00	1,597,938.31	1,597,938.31	15,659,561.69
Expense					
41000 - Water Sales	0.00	0.00	345.48	345.48	-345.48
51000 - Salaries and Benefits	6,192,100.00	6,192,100.00	485,922.60	485,922.60	5,706,177.40
52000 - Debt Service Expense	454,100.00	454,100.00	29,869.59	29,869.59	424,230.41
53000 - Source of Supply	3,465,400.00	3,465,400.00	578,808.35	578,808.35	2,886,591.65
54000 - Professional Services	1,315,900.00	1,315,900.00	11,793.01	11,793.01	1,304,106.99
55000 - Maintenance	386,100.00	386,100.00	32,572.75	32,572.75	353,527.25
56000 - Utilities	634,700.00	634,700.00	397.80	397.80	634,302.20
57000 - Materials and Supplies	498,500.00	498,500.00	32,684.16	32,684.16	465,815.84
58000 - Public Outreach	70,000.00	70,000.00	0.00	0.00	70,000.00
59000 - Other Operating Expenses	904,100.00	904,100.00	70,477.06	70,477.06	833,622.94
69000 - Other Non-Operating Expenses	56,600.00	56,600.00	0.00	0.00	56,600.00
69900 - Transfers Out	2,427,000.00	2,427,000.00	0.00	0.00	2,427,000.00
Expense Total:	16,404,500.00	16,404,500.00	1,242,870.80	1,242,870.80	15,161,629.20
Fund: 050 - RETAIL Surplus (Deficit):	853,000.00	853,000.00	355,067.51	355,067.51	497,932.49
Total Surplus (Deficit):	853,000.00	853,000.00	355,067.51	355,067.51	

Fund Summary

Fund	Original Total Budget	Current Total Budget	MTD Activity	YTD Activity	Budget Remaining
050 - RETAIL	853,000.00	853,000.00	355,067.51	355,067.51	497,932.49
Total Surplus (Deficit):	853,000.00	853,000.00	355,067.51	355,067.51	



San Juan Water District, CA

Retail Capital Income Statement Group Summary

For Fiscal: 2023-2024 Period Ending: 07/31/2023

Account	Original Total Budget	Current Total Budget	MTD Activity	YTD Activity	Budget Remaining
Fund: 055 - Retail Capital Outlay					
Revenue					
42000 - Taxes & Assessments	1,403,600.00	1,403,600.00	0.00	0.00	1,403,600.00
44000 - Connection Fees	100,000.00	100,000.00	1,074,143.00	1,074,143.00	-974,143.00
49000 - Other Non-Operating Revenue	255,000.00	255,000.00	121,053.37	121,053.37	133,946.63
49792 - Proceeds from Issuance of Debt	12,895,000.00	12,895,000.00	0.00	0.00	12,895,000.00
49990 - Transfer In	2,427,000.00	2,427,000.00	0.00	0.00	2,427,000.00
Revenue Total:	17,080,600.00	17,080,600.00	1,195,196.37	1,195,196.37	15,885,403.63
Expense					
61000 - Capital Outlay	25,107,100.00	25,107,100.00	74,387.86	74,387.86	25,032,712.14
Expense Total:	25,107,100.00	25,107,100.00	74,387.86	74,387.86	25,032,712.14
Fund: 055 - Retail Capital Outlay Surplus (Deficit):	-8,026,500.00	-8,026,500.00	1,120,808.51	1,120,808.51	-9,147,308.51
Total Surplus (Deficit):	-8,026,500.00	-8,026,500.00	1,120,808.51	1,120,808.51	

Fund Summary

Fund	Original Total Budget	Current Total Budget	MTD Activity	YTD Activity	Budget Remaining
055 - Retail Capital Outlay	-8,026,500.00	-8,026,500.00	1,120,808.51	1,120,808.51	-9,147,308.51
Total Surplus (Deficit):	-8,026,500.00	-8,026,500.00	1,120,808.51	1,120,808.51	

Summary

Project Summary

Project Number	Project Name	Total Revenue	Total Expense	Revenue Over/ (Under) Expenses
195265	Douglas Booster Pump Station Elect	0.00	40.85	-40.85
211128	Gate for WTP (New)	0.00	1,185.90	-1,185.90
225170	Meter Replacement Program Route	0.00	49.86	-49.86
241102	WTP Outdoor Lighting Replacement	0.00	2,389.78	-2,389.78
245106	FY23-24 Service Laterals Planned Rej	0.00	5,024.00	-5,024.00
245107	FY23-24 Meter Replacement Program	0.00	68,773.15	-68,773.15
Project Totals:		0.00	77,463.54	-77,463.54

Group Summary

Group	Total Revenue	Total Expense	Revenue Over/ (Under) Expenses
CIP - Asset	0.00	77,463.54	-77,463.54
Group Totals:	0.00	77,463.54	-77,463.54

Type Summary

Type	Total Revenue	Total Expense	Revenue Over/ (Under) Expenses
Engineering	0.00	8,640.53	-8,640.53
Field Services	0.00	68,823.01	-68,823.01
Type Totals:	0.00	77,463.54	-77,463.54

GL Account Summary

GL Account Number	GL Account Name	Total Revenue	Total Expense	Revenue Over/ (Under) Expenses
011-700-61145	Capital Outlay - WTP & Impro...	0.00	3,575.68	3,575.68
055-700-61135	Capital Outlay - Pump Station...	0.00	40.85	40.85
055-700-61150	Capital Outlay - Mains/Pipeli...	0.00	5,024.00	5,024.00
055-700-61153	Capital Outlay - Meters and E...	0.00	68,823.01	68,823.01
GL Account Totals:		0.00	77,463.54	77,463.54



Account	010 - WHOLESALE	011 - Wholesale Capital Outlay	050 - RETAIL	055 - Retail Capital Outlay	Total
Asset					
Type: 1000 - Assets					
10010 - Cash and Investments	5,575,018.67	1,022,909.50	3,754,254.17	17,112,387.68	27,464,570.02
10510 - Accounts Receivable	2,405,025.32	0.01	611,526.94	-0.01	3,016,552.26
11000 - Inventory	4,751.65	0.00	375,419.83	182,053.00	562,224.48
12000 - Prepaid Expense	146,870.85	0.00	6,520.94	0.00	153,391.79
12850 - Lease Receivable	212,174.87	0.00	187,108.67	0.00	399,283.54
14010 - Deferred Outflows	2,490,432.85	0.00	2,576,156.97	0.00	5,066,589.82
17010 - Capital Assets - Work in Progress	1,503,075.24	0.00	1,107,805.35	0.00	2,610,880.59
17150 - Capital Assets - Land Non-depreciable	120,712.00	0.00	166,272.00	0.00	286,984.00
17160 - Capital Assets - Improvements Other Than Buildings	831,038.09	0.00	100,903.30	0.00	931,941.39
17200 - Capital Assets - Pump Stations & Improvements	7,047,178.00	0.00	6,817,987.72	0.00	13,865,165.72
17300 - Capital Assets - Buildings & Improvements	1,279,892.05	0.00	275,982.16	0.00	1,555,874.21
17350 - Capital Assets - Water Treatment Plant & Imp	41,943,155.93	0.00	16,000.00	0.00	41,959,155.93
17400 - Capital Assets - Mains/Pipelines & Improvements	28,130,034.95	0.00	49,102,548.79	0.00	77,232,583.74
17500 - Capital Assets - Reservoirs & Improvements	4,808,912.39	0.00	2,492,421.90	0.00	7,301,334.29
17700 - Capital Assets - Equipment & Furniture	13,757,726.59	0.00	1,153,254.13	0.00	14,910,980.72
17750 - Capital Assets - Vehicles	325,255.84	0.00	847,640.30	0.00	1,172,896.14
17800 - Capital Assets - Software	179,182.13	0.00	351,216.52	0.00	530,398.65
17850 - Capital Assets - Intangible	666,196.00	0.00	0.00	0.00	666,196.00
17900 - Less Accumulated Depreciation	-43,707,056.17	0.00	-31,631,359.21	0.00	-75,338,415.38
Total Type 1000 - Assets:	67,719,577.25	1,022,909.51	38,311,660.48	17,294,440.67	124,348,587.91
Total Asset:	67,719,577.25	1,022,909.51	38,311,660.48	17,294,440.67	124,348,587.91
Liability					
Type: 1000 - Assets					
10510 - Accounts Receivable	0.00	0.00	106,797.61	0.00	106,797.61
Total Type 1000 - Assets:	0.00	0.00	106,797.61	0.00	106,797.61
Type: 2000 - Liabilities					
20010 - Accounts Payable	572,036.34	314,774.98	128,510.93	246,152.32	1,261,474.57
20100 - Retentions Payable	0.00	982,288.08	0.00	126,909.91	1,109,197.99
20150 - Customer Deposits	1,148.98	0.00	0.00	0.00	1,148.98
21200 - Salaries & Benefits Payable	38,309.35	0.00	70,076.53	0.00	108,385.88
21250 - Payroll Taxes Payable	0.01	0.00	-0.01	0.00	0.00
21300 - Compensated Absences	425,156.74	0.00	514,876.55	0.00	940,033.29
21373 - Deferred Inflows of Resources - Leases	197,375.66	0.00	0.00	0.00	197,375.66

Balance Sheet

As Of 07/31/2023

Account	010 - WHOLESALE	011 - Wholesale Capital Outlay	050 - RETAIL	055 - Retail Capital Outlay	Total
21500 - Premium on Issuance of Bonds Series 2017	1,114,154.56	0.00	626,711.94	0.00	1,740,866.50
21600 - OPEB Liability	1,473,961.49	0.00	1,875,297.61	0.00	3,349,259.10
21700 - Pension Liability	-1,149,020.76	0.00	-1,462,390.71	0.00	-2,611,411.47
22010 - Deferred Income	0.00	0.00	182,973.89	0.00	182,973.89
22050 - Deferred Inflows	3,188,589.36	0.00	4,072,252.62	0.00	7,260,841.98
23000 - Loans Payable	1,349,194.56	0.00	272,733.42	0.00	1,621,927.98
24000 - Current Bonds Payables	408,000.00	0.00	272,000.00	0.00	680,000.00
24250 - Bonds Payable 2017 Refunding	13,787,800.00	0.00	7,672,200.00	0.00	21,460,000.00
24300 - Loan - Refunding	4,323,016.10	0.00	2,347,275.68	0.00	6,670,291.78
Total Type 2000 - Liabilities:	25,729,722.39	1,297,063.06	16,572,518.45	373,062.23	43,972,366.13
Total Liability:	25,729,722.39	1,297,063.06	16,679,316.06	373,062.23	44,079,163.74
Equity					
Type: 3000 - Equity					
30100 - Investment in Capital Assets	36,581,914.76	0.00	19,647,206.02	0.00	56,229,120.78
30500 - Designated Reserves	4,334,652.21	-150,722.52	1,630,070.89	14,774,319.93	20,588,320.51
30600 - Restricted Fund Balance	0.00	0.00	0.00	1,026,250.00	1,026,250.00
Total Type 3000 - Equity:	40,916,566.97	-150,722.52	21,277,276.91	15,800,569.93	77,843,691.29
Total Total Beginning Equity:	40,916,566.97	-150,722.52	21,277,276.91	15,800,569.93	77,843,691.29
Total Revenue	1,771,184.16	97,566.47	1,597,938.31	1,195,196.37	4,661,885.31
Total Expense	697,896.27	220,997.50	1,242,870.80	74,387.86	2,236,152.43
Revenues Over/Under Expenses	1,073,287.89	-123,431.03	355,067.51	1,120,808.51	2,425,732.88
Total Equity and Current Surplus (Deficit):	41,989,854.86	-274,153.55	21,632,344.42	16,921,378.44	80,269,424.17
Total Liabilities, Equity and Current Surplus (Deficit):	67,719,577.25	1,022,909.51	38,311,660.48	17,294,440.67	124,348,587.91



San Juan Water District, CA

Check Report

By Vendor Name

Date Range: 07/01/2023 - 07/31/2023

Vendor Number	Vendor Name	Payment Date	Payment Type	Discount Amount	Payment Amount	Number
Bank Code: APBNK-APBNK						
	Void	07/18/2023	Regular	0.00	0.00	59172
03845	All Pro Backflow, Inc.	07/25/2023	Regular	0.00	4,200.00	59182
03406	Alpha Analytical Laboratories Inc.	07/05/2023	Regular	0.00	544.00	59128
03406	Alpha Analytical Laboratories Inc.	07/18/2023	Regular	0.00	338.00	59161
03406	Alpha Analytical Laboratories Inc.	07/25/2023	Regular	0.00	1,087.00	59183
01073	Amarjeet Singh Garcha	07/12/2023	Regular	0.00	1,400.00	59151
01039	American Family Life Assurance Company of Co	07/25/2023	Bank Draft	0.00	298.71	Q386907-25-2C
01039	American Family Life Assurance Company of Co	07/25/2023	Bank Draft	0.00	298.71	Q386907-25-2C
01026	American River Ace Hardware, Inc.	07/05/2023	Regular	0.00	11.63	59129
03683	Apex Underground Supply LLC	07/25/2023	Regular	0.00	922.24	59184
01027	Association of California Water Agencies	07/05/2023	Regular	0.00	3,199.67	59130
03739	Azteca Systems Holdings, LLC	07/18/2023	Regular	0.00	225.00	59162
01166	Badger Daylighting Corp	07/18/2023	EFT	0.00	3,066.47	408735
03789	Banner Bank	07/05/2023	Regular	0.00	18,652.53	59131
03899	Bennett Engineering Services Inc	07/12/2023	EFT	0.00	913.50	408715
03899	Bennett Engineering Services Inc	07/25/2023	EFT	0.00	2,445.50	408741
03853	Brower Mechanical CA LLC	07/05/2023	EFT	0.00	1,116.50	408699
01234	Bryce HR Consulting, Inc.	07/05/2023	EFT	0.00	4,139.00	408700
03080	California State Disbursement Unit	07/07/2023	Bank Draft	0.00	1.50	PAY0000000000
03080	California State Disbursement Unit	07/07/2023	Bank Draft	0.00	1,741.26	PAY0000000000
03080	California State Disbursement Unit	07/24/2023	Bank Draft	0.00	1,741.26	PAY0000000000
03080	California State Disbursement Unit	07/24/2023	Bank Draft	0.00	1.50	PAY0000000000
03078	CalPERS Health	07/06/2023	Bank Draft	0.00	44,906.87	1002403765
03078	CalPERS Health	07/06/2023	Bank Draft	0.00	49,405.19	1002403765
03078	CalPERS Health	07/06/2023	Bank Draft	0.00	49,405.19	1002403765
03130	CalPERS Retirement	07/10/2023	Bank Draft	0.00	40,133.65	1002406103
03130	CalPERS Retirement	07/10/2023	Bank Draft	0.00	28.44	1002406107
03130	CalPERS Retirement	07/21/2023	Bank Draft	0.00	45,711.81	10002416506
03226	Capitol Sand & Gravel Co.	07/18/2023	Regular	0.00	1,501.70	59163
03221	Chemtrade Chemicals Corporation	07/12/2023	EFT	0.00	26,471.07	408716
03221	Chemtrade Chemicals Corporation	07/25/2023	EFT	0.00	18,801.17	408742
01366	Citistreet/CalPERS 457	07/10/2023	Bank Draft	0.00	7,868.45	1002406104
01366	Citistreet/CalPERS 457	07/10/2023	Bank Draft	0.00	7,592.76	1002406104
01366	Citistreet/CalPERS 457	07/21/2023	Bank Draft	0.00	7,961.30	1002416509
01370	Citrus Heights Chamber of Commerce	07/18/2023	Regular	0.00	680.00	59164
01378	Clark Pest Control of Stockton	07/05/2023	Regular	0.00	340.00	59132
01378	Clark Pest Control of Stockton	07/25/2023	Regular	0.00	187.00	59185
02556	Costa, Ted	07/12/2023	EFT	0.00	172.57	408717
02214	County of Placer Engineering & Surveying	07/25/2023	Regular	0.00	856.03	59186
01423	County of Sacramento	07/05/2023	Regular	0.00	340.00	59133
03890	Datalink Networks, Inc.	07/25/2023	EFT	0.00	6,783.10	408743
01521	DataProse, LLC	07/12/2023	EFT	0.00	8,115.50	408718
01521	DataProse, LLC	07/25/2023	EFT	0.00	1,614.11	408744
03865	Davis Farr LLP	07/12/2023	EFT	0.00	8,000.00	408719
03891	DC Solar Electric Inc	07/05/2023	EFT	0.00	4,839.46	408701
01509	Domenichelli & Associates, Inc.	07/05/2023	EFT	0.00	2,887.50	408702
01509	Domenichelli & Associates, Inc.	07/12/2023	EFT	0.00	1,745.00	408720
01509	Domenichelli & Associates, Inc.	07/25/2023	EFT	0.00	8,616.00	408745
01532	E&M Electric & Machinery, Inc.	07/25/2023	EFT	0.00	3,659.10	408746
03163	Economic Development Department	07/07/2023	Bank Draft	0.00	5,884.33	0-405-337-056
03163	Economic Development Department	07/07/2023	Bank Draft	0.00	10,262.62	0-405-337-056
03163	Economic Development Department	07/07/2023	Bank Draft	0.00	-0.60	0-405-337-056
03163	Economic Development Department	07/24/2023	Bank Draft	0.00	11,073.37	1-465-681-888
03163	Economic Development Department	07/24/2023	Bank Draft	0.00	745.96	1-465-681-888

Check Report

Date Range: 07/01/2023 - 07/31/2023

Vendor Number	Vendor Name	Payment Date	Payment Type	Discount Amount	Payment Amount	Number
03776	EETS Inc.	07/12/2023	EFT	0.00	6,680.00	408721
03749	Eide Bailly LLP	07/12/2023	EFT	0.00	850.00	408722
03749	Eide Bailly LLP	07/25/2023	EFT	0.00	1,500.00	408747
01554	Electrical Equipment Co	07/05/2023	Regular	0.00	1,502.00	59134
01554	Electrical Equipment Co	07/18/2023	Regular	0.00	141.39	59165
01611	Ferguson Enterprises, Inc	07/05/2023	EFT	0.00	319.62	408703
01611	Ferguson Enterprises, Inc	07/25/2023	EFT	0.00	1,054.64	408748
03702	Flowline Contractors, Inc.	07/18/2023	EFT	0.00	190,457.36	408736
03702	Flowline Contractors, Inc.	07/25/2023	EFT	0.00	6,356.00	408749
03933	Fluke Electronics Corporation	07/12/2023	EFT	0.00	1,915.00	408723
01644	Franchise Tax Board	07/12/2023	Regular	0.00	75.00	59152
01644	Franchise Tax Board	07/25/2023	Regular	0.00	75.00	59187
03870	Genuine Parts Company	07/05/2023	Regular	0.00	359.88	59135
03091	Granite Bay Ace Hardware	07/05/2023	Regular	0.00	280.16	59136
03091	Granite Bay Ace Hardware	07/12/2023	Regular	0.00	970.02	59153
03091	Granite Bay Ace Hardware	07/18/2023	Regular	0.00	82.01	59166
01706	Graymont Western US Inc.	07/05/2023	EFT	0.00	7,382.34	408704
03958	Group One Builders, Inc.	07/18/2023	Regular	0.00	2,562.40	59167
01721	Hach Company	07/05/2023	EFT	0.00	207.00	408705
01741	HDR Engineering, Inc.	07/05/2023	EFT	0.00	29,296.77	408706
03164	Internal Revenue Service	07/07/2023	Bank Draft	0.00	58,483.52	270358815552
03164	Internal Revenue Service	07/07/2023	Bank Draft	0.00	-1.62	270358815552
03164	Internal Revenue Service	07/07/2023	Bank Draft	0.00	30,328.95	270358815552
03164	Internal Revenue Service	07/21/2023	Bank Draft	0.00	3,248.91	270360214025
03164	Internal Revenue Service	07/21/2023	Bank Draft	0.00	222.29	270360214025
03164	Internal Revenue Service	07/21/2023	Bank Draft	0.00	60,869.94	270360214025
03884	JLR Environmental Consulting, LLC	07/25/2023	EFT	0.00	17,822.50	408750
03628	Lees Automotive Repair Inc.	07/05/2023	EFT	0.00	680.28	408707
01959	Les Schwab Tire Centers of California Inc	07/05/2023	Regular	0.00	1,633.51	59137
03868	Lords Electric Inc	07/18/2023	EFT	0.00	31,255.00	408737
02024	MCI WORLDCOM	07/18/2023	Regular	0.00	50.84	59168
03955	McLintock, Andrew OR Troy	07/18/2023	Regular	0.00	139.41	59169
02027	Mcmaster-Carr Supply Company	07/12/2023	EFT	0.00	1,685.90	408724
01472	Mel Dawson, Inc.	07/25/2023	EFT	0.00	11,699.83	408751
02093	NDS Solutions, Inc	07/05/2023	Regular	0.00	3,087.99	59138
02093	NDS Solutions, Inc	07/12/2023	Regular	0.00	433.92	59154
03402	Normac, Inc	07/05/2023	Regular	0.00	622.89	59139
02131	ODP Business Solutions, LLC	07/05/2023	Regular	0.00	149.05	59140
02131	ODP Business Solutions, LLC	07/12/2023	Regular	0.00	600.69	59155
03907	Oleksandr Huzovatyy	07/18/2023	Regular	0.00	4,839.39	59170
02150	Pace Supply Corp	07/05/2023	Regular	0.00	534.57	59141
02150	Pace Supply Corp	07/12/2023	Regular	0.00	9,973.58	59156
02150	Pace Supply Corp	07/25/2023	Regular	0.00	2,537.73	59188
02158	Pacific Storage Company	07/18/2023	EFT	0.00	91.20	408738
03919	Pastore, Danielle C	07/05/2023	Regular	0.00	172.64	59142
02146	PG&E	07/18/2023	Regular	0.00	9,998.24	59171
02146	PG&E	07/25/2023	Regular	0.00	10.00	59189
03917	Phillips, April R	07/25/2023	Regular	0.00	220.72	59190
02208	Placer County Environmental Health	07/27/2023	Regular	0.00	15,598.00	59198
02225	Polydyne, Inc	07/05/2023	EFT	0.00	5,834.36	408708
03954	Powers Equity, Inc.	07/18/2023	Regular	0.00	49.75	59173
03956	Premier Homes LLC	07/18/2023	Regular	0.00	12,115.64	59174
03833	RDO Placer LLC	07/18/2023	Regular	0.00	6,082.72	59175
02286	Regional Water Authority	07/12/2023	EFT	0.00	68,400.00	408725
03931	Revitalize Construction	07/05/2023	EFT	0.00	8,744.43	408709
02223	Rexel Inc (Platt - Rancho Cordova)	07/05/2023	Regular	0.00	1,254.23	59143
02223	Rexel Inc (Platt - Rancho Cordova)	07/12/2023	Regular	0.00	3,710.84	59157
02293	RFI Enterprises, Inc.	07/12/2023	EFT	0.00	54.46	408726
02293	RFI Enterprises, Inc.	07/18/2023	EFT	0.00	1,187.18	408739
03782	RGM Kramer Inc	07/25/2023	Regular	0.00	1,727.00	59191
03828	Richard D. Jones, A Professional Law Corporatio	07/25/2023	Regular	0.00	6,667.50	59192

Check Report

Date Range: 07/01/2023 - 07/31/2023

Vendor Number	Vendor Name	Payment Date	Payment Type	Discount Amount	Payment Amount	Number
03957	Richard J Hayes OR Laura Machado	07/18/2023	Regular	0.00	2,575.60	59176
03928	Rosemount Inc	07/25/2023	EFT	0.00	36,185.76	408752
02376	Sacramento Ground Water Authority	07/12/2023	EFT	0.00	12,196.00	408727
02357	Sacramento Municipal Utility District (SMUD)	07/25/2023	Regular	0.00	25,548.85	59193
03951	Shatov, Oleg	07/05/2023	Regular	0.00	2,701.12	59144
02452	Sierra National Construction, Inc.	07/12/2023	Regular	0.00	16,933.94	59158
02452	Sierra National Construction, Inc.	07/25/2023	Regular	0.00	7,225.64	59194
03822	SIJ Holdings LLC	07/05/2023	EFT	0.00	783.32	408710
03822	SIJ Holdings LLC	07/25/2023	EFT	0.00	1,421.05	408753
02504	Starr Consulting	07/12/2023	EFT	0.00	3,850.00	408728
02517	Steve P Rados, Inc.	07/05/2023	EFT	0.00	354,397.97	408711
01641	Sun Life Assurance Company of Canada	07/02/2023	Bank Draft	0.00	11,057.06	1024040
01411	SureWest Telephone	07/18/2023	Regular	0.00	3,295.37	59177
02572	Thatcher Company of California, Inc.	07/12/2023	EFT	0.00	15,228.00	408729
02572	Thatcher Company of California, Inc.	07/25/2023	EFT	0.00	15,228.00	408754
02580	The Eidam Corporation	07/05/2023	EFT	0.00	7,608.75	408712
02580	The Eidam Corporation	07/25/2023	EFT	0.00	5,266.25	408755
02589	The New Home Company	07/18/2023	Regular	0.00	7,640.85	59178
03922	Turner Consulting and Actuarial, LLC	07/12/2023	Regular	0.00	5,000.00	59159
02638	Tyler Technologies, Inc.	07/18/2023	Regular	0.00	9,178.75	59179
02638	Tyler Technologies, Inc.	07/25/2023	Regular	0.00	42,332.46	59195
03846	U.S. Bancorp Asset Management, Inc.	07/12/2023	EFT	0.00	1,016.64	408730
02281	UBEO West, LLC	07/18/2023	Regular	0.00	294.83	59180
02651	United Parcel Service Inc	07/05/2023	Regular	0.00	70.78	59145
02667	US Bank Corporate Payments Sys (CalCard)	07/18/2023	Bank Draft	0.00	27,853.98	474-333559-23
02665	US BANK St. Paul	07/12/2023	EFT	0.00	448,043.75	408731
03953	Vacker Inc.	07/18/2023	Regular	0.00	4,470.00	59181
03077	VALIC	07/10/2023	Bank Draft	0.00	4,485.02	277299
03077	VALIC	07/10/2023	Bank Draft	0.00	12,620.05	277299
03077	VALIC	07/24/2023	Bank Draft	0.00	4,539.25	279036
02690	Verizon Wireless	07/25/2023	Regular	0.00	2,830.05	59196
02700	Viking Shred LLC	07/25/2023	Regular	0.00	64.00	59197
01687	W. W. Grainger, Inc.	07/05/2023	Regular	0.00	580.32	59146
01687	W. W. Grainger, Inc.	07/12/2023	Regular	0.00	84.95	59160
02710	WageWorks, Inc	07/12/2023	EFT	0.00	116.00	408732
03387	WageWorks, Inc	07/12/2023	EFT	0.00	349.00	408733
03387	WageWorks, Inc	07/25/2023	EFT	0.00	349.00	408756
01068	Walker, Glenn C.	07/05/2023	Regular	0.00	1,382.36	59147
01486	WAPA - Department of Energy	07/12/2023	EFT	0.00	805.89	408734
03791	Water Systems Consulting, Inc.	07/05/2023	EFT	0.00	17,152.50	408713
03791	Water Systems Consulting, Inc.	07/18/2023	EFT	0.00	22,920.00	408740
03915	Webster Bank, N.A.	07/27/2023	EFT	0.00	773,657.11	408757
02730	Western Area Power Administration	07/05/2023	EFT	0.00	5,933.00	408714

Bank Code APBNK Summary

Payment Type	Payable Count	Payment Count	Discount	Payment
Regular Checks	106	67	0.00	254,953.38
Manual Checks	0	0	0.00	0.00
Voided Checks	0	1	0.00	0.00
Bank Drafts	31	31	0.00	498,769.63
EFT's	82	59	0.00	2,219,367.41
Total	219	158	0.00	2,973,090.42

All Bank Codes Check Summary

Payment Type	Payable Count	Payment Count	Discount	Payment
Regular Checks	106	67	0.00	254,953.38
Manual Checks	0	0	0.00	0.00
Voided Checks	0	1	0.00	0.00
Bank Drafts	31	31	0.00	498,769.63
EFT's	82	59	0.00	2,219,367.41
	219	158	0.00	2,973,090.42

Fund Summary

Fund	Name	Period	Amount
999	INTERCOMPANY	7/2023	2,973,090.42
			2,973,090.42



San Juan Water District, CA

Vendor History Report

By Vendor Name

Posting Date Range 07/01/2023 - 07/31/2023

Payment Date Range -



Payroll Set: 01-San Juan Water District

Employee Number	Employee Name	Pay Code	# of Payments	Units	Pay Amount
0690	Costa, Ted	Reg - Regular Hours	1	7.00	875.00
			0690 - Costa Total:	7.00	875.00
0670	Miller, Ken	Reg - Regular Hours	1	3.00	375.00
			0670 - Miller Total:	3.00	375.00
1003	Rich, Daniel	Reg - Regular Hours	1	4.00	500.00
			1003 - Rich Total:	4.00	500.00
0650	Tobin, Pamela	Reg - Regular Hours	1	10.00	1,250.00
			0650 - Tobin Total:	10.00	1,250.00
1039	Zamorano, Manuel	Reg - Regular Hours	1	2.00	250.00
			1039 - Zamorano Total:	2.00	250.00
			Report Total:	26.00	3,250.00

2023/24 Actual Deliveries and Revenue - By Wholesale Customer Agency

July 2023								
	Budgeted Deliveries	Budgeted Revenue	Actual Deliveries	Actual Revenue	Delivery Variance		Revenue Variance	
San Juan Retail	1,715	\$ 332,092	1,821	\$ 340,706	106.16	6.2%	\$ 8,614	2.6%
Citrus Heights Water District	1,287	\$ 282,312	1,446	\$ 295,183	158.62	12.3%	\$ 12,871	4.6%
Fair Oaks Water District	901	\$ 195,411	929	\$ 197,732	28.61	3.2%	\$ 2,321	1.2%
Orange Vale Water Co.	562	\$ 108,846	565	\$ 109,127	3.46	0.6%	\$ 281	0.3%
City of Folsom	141	\$ 30,182	153	\$ 31,130	11.68	8.3%	\$ 948	3.1%
Granite Bay Golf Course	70	\$ 2,461	77	\$ 2,724	7.45	10.7%	\$ 264	10.7%
Sac Suburban Water District	1,275	\$ 280,704	2,202	\$ 484,795	927.01	72.7%	\$ 204,091	0.0%
TOTAL	5,951	\$ 1,232,008	7,194	\$ 1,461,396	1,243.00	20.9%	\$ 229,389	18.6%

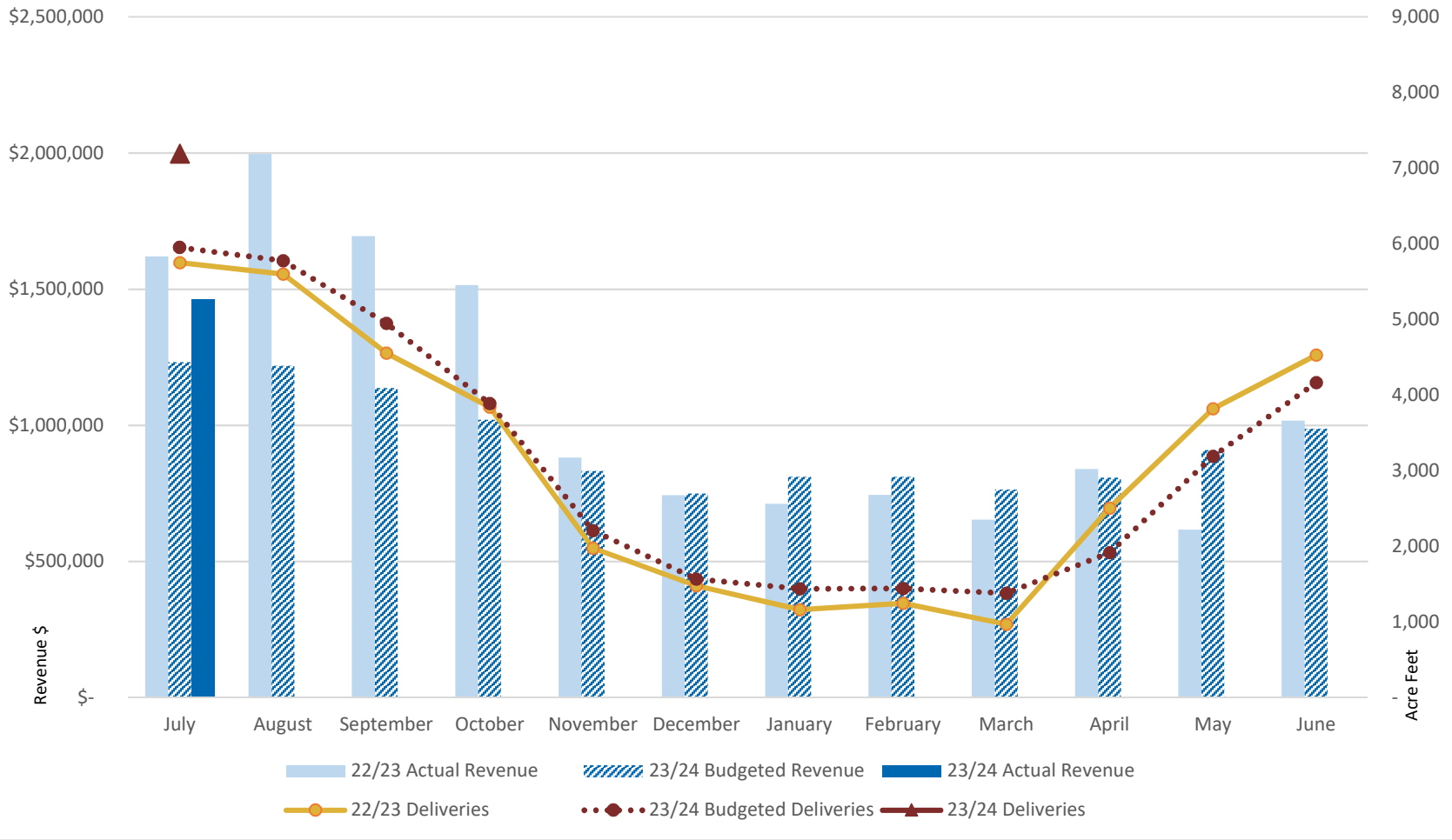
Budgeted Deliveries	5,950.98
Actual Deliveries	7,193.98
Difference	1,243.00
	21%

Budgeted Water Sale Revenue	\$ 1,232,008
Actual Water Sale Revenue	\$ 1,461,396
Difference	\$ 229,389
	18.6%

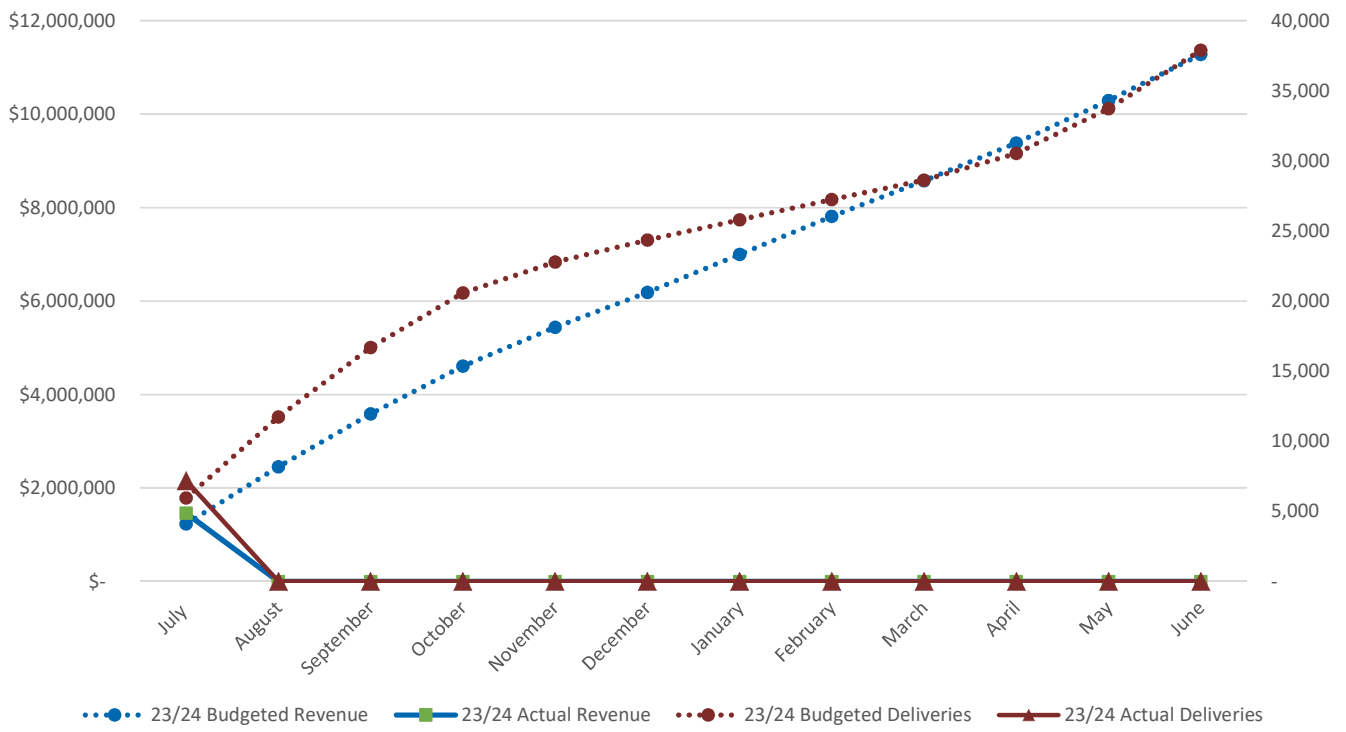
Conclusion:

Fiscal Year 2023-24 water sales are off to a good start. July water sales to all customers was more than anticipated in the budget. The largest variance was from SSWD. SSWD had provided the District with a schedule of projected water demands for the fiscal year. In order to be conservative, staff assumed they would take 25% less than their projection. Total deliveries to all customers exceeded expectations by 20.9%, yielding revenues that are 18.6% above budget.

Comparison of Fiscal Year 2022/2023 Actuals to 2023/2024 Projections and Actuals of Deliveries and Revenue



Cumulative Water Deliveries and Revenues FY 2023-24



AGENDA ITEM VII-3

Pam Tobin, Director – Report 8/23/2023

JPIA

Registration for Fall JPIA Training Conference in Southern CA

- JPIA Training Conference, set to take place on October 12-13, 2023, in Los Angeles, CA! This two-day event for the water will be taught by JPIA Instructors.
- Location: Albert Robles Center for Water Recycling & Environmental Learning (ARC).
- Registrations is now open and you can register on line: <https://www.acwajpia.com/jpia-training-conference-registration-form/>
- Information about the event, course descriptions and a schedule of classes offered can be found on the JPIA Training website at: <https://www.acwajpia.com/training-2/#Training-Annual-Conference>
- The conference registration fee is \$115 for a single day (Thursday or Friday) or \$225 for both days. This fee includes a deluxe continental breakfast, buffet lunch, course instruction, and course materials for up to four JPIA Training courses for those attending both days. Parking at the ARC facility is complimentary.

2024: Employee Benefits Program Projections

From the beginning of the pandemic in March 2020, health benefits claims expenses have been incredibly volatile because of delayed or are rebounding due to a demand for care. Inflation and increases in labor costs have added to higher costs for providers and health plans.

- Half of the nation's hospitals finished 2022 with negative operating margins. Some are calling it the worst year on record for hospitals. Despite these factors, there were no changes to PPO rates in 2019, 2020, or 2021. Rates were reduced by 5% in 2022 and reduced again by 10% in 2023. Consequently, JPIA's 2023 self-funded PPO medical plan rates are 15% lower than they were in 2018.
- Refund checks to member agencies for Employee Benefits are related to employees-based contributions, ever-changing enrollments, and defining the time period for enrollment in which the refunds apply. JPIA returns surplus funds to members by subsidizing premiums.
- Expenses have increased approximately 20% over the last year, coupled with a 10% decrease in rates. Thus, JPIA has been successful in returning large amounts of surplus funds to the members, returning approximately \$10 million to date, but the program needs to catch up.
- Significant subsidies in 2022 and 2023 will require increases in rates to meet/match expenses over the following years. Anthem PPO rates will increase by at least 10% per year for the next couple of years.
- Unlike the self-funded medical plans, the Anthem HMO and Kaiser HMO plans are fully insured pass-through programs. JPIA is not in control of these rates. **Anthem HMO and Kaiser plans will see low double-digit rate increases in 2024.**

Other preliminary projections are as follows:

- Dental and vision are expected to remain flat or increase by 2% at most in 2024.
- EAP will not increase.
- Life and disability rates will not change.
- UnitedHealthcare Medicare Advantage PPO and Kaiser Senior Advantage rates will be mostly dependent on Medicare subsidy amounts, which won't be released until later in the year.

Rates for the 2024 Employee Benefits plans will be set by the Executive Committee on July 27, 2023.



Fall Conference HOTEL INFORMATION

Please note that the Hyatt Regency Resort will be undergoing a planned renovation that may impact parts of our Fall Conference, so discounted rooms at the nearby Miramonte Resort have been added. Please visit the [Hyatt Regency website](#) for renovation updates. A designated walkway and hosted golf carts will be available to transport attendees between the three venues during Fall Conference.

- **Renaissance Esmeralda Resort & Spa, Indian Wells**
44400 Indian Wells Ln, Indian Wells, CA 92210
Room Rates (Reservation deadline: 11/6/23)
Single/Double \$215 per night (plus applicable state/local taxes + \$10 discounted resort fee)
[Online Reservation Link: Renaissance Esmeralda Resort & Spa](#)
- **Hyatt Regency Indian Wells Resort & Spa**
44600 Indian Wells Ln, Indian Wells, CA 92210
Room Rates (Reservation deadline: 11/6/23)
Single/Double \$209 per night (plus applicable state/local taxes, resort fee waived)
[Online Reservation Link: Hyatt Regency Indian Wells](#)
- **Miramonte Indian Wells Resort & Spa**
45000 Indian Wells Ln, Indian Wells, CA 92210
Room Rates (Reservation deadline: 10/13/23)
Single/Double \$209 per night (plus applicable state/local taxes, resort fee waived)
[Online Reservation Link: Miramonte Indian Wells by 10/13/23](#)

Additional information is attached.

ACWA UPDATE ON PRIORITY ISSUES

A high-level look at recent ACWA activity and initiatives.



AUGUST 2023

Water Rights Legislation

The State Legislative Committee and ACWA staff made the water rights bills a top priority this year and led a large coalition of more than 100 organizations, including the water community and agricultural, business, and labor interests in opposing AB 460 (Bauer-Kahan), AB 1337 (Wicks) and SB 389 (Allen). Thanks in part to the ACWA-led coalition, AB 460 and AB 1337 failed to advance out of the second house committees and are being held as two-year bills. As two-year bills, ACWA staff will continue to engage with the authors and coalition over the fall. SB 389 has been amended after extensive negotiations, and ACWA's State Legislative Committee voted last month to remove opposition. AB 460 would have granted the State Water Resources Control Board new and sweeping authority to issue interim relief orders against water diverters and users, and AB 1337 would have authorized the State Water Board to issue curtailment orders against all water right holders and during any water year type. As originally introduced, SB 389 would have made it easier for the State Water Board to investigate and invalidate any water right. ACWA staff and members of the coalition negotiated several amendments to the bill so that it now would only allow the State Water Board to request information from a water right holder and not enhance the State Water Board's enforcement authority. SB 389 passed out of the Assembly Water, Parks, and Wildlife Committee on July 11. More information is available in a July 24 Legislative Advisory at acwa.com/notifications.

STAFF CONTACT

Kristopher Anderson
State Relations
Advocate
krisa@acwa.com

Water Bond

ACWA continues to work proactively on a water (climate resilience) bond for a 2024 ballot. ACWA is coordinating regularly with key partners in this area. ACWA is focused on bond language and amounts for ACWA's -recommended categories. ACWA has been advocating with support-if-amended positions on the four separate bond proposals with the bulk of the advocacy being focused on Senator Allen's proposal, SB 867, which would provide for \$15.5 billion in funding for various water and natural resources issues, including recycled water, desalination, groundwater recharge, water storage, conveyance, dam safety, safe drinking water, PFAS remediation, water conservation, and several other critical water infrastructure categories. ACWA has been working closely with Senator Allen and his staff to help shape this bond proposal. ACWA has been a lead witness in SB 867 hearings, including during a recent Assembly Water, Parks, and Wildlife Committee. ACWA will continue to work with the broad range of stakeholders on the various bond proposals as the Legislative Session moves forward.

STAFF CONTACT

Adam Quiñonez
State Relations
Director
adamq@acwa.com

Extended Funding Assistance for Arrearages

The California Department of Community Services and Development (CSD) has announced that the U.S. Department of Health and Human Services has permitted the extension of the Low Income Household Water Assistance Program (LIHWA) program through the end of March 31, 2024. CSD will immediately work with its local service providers (which work with customers) to extend the program through Dec. 31, 2023 and then evaluate further extension of the program. Additionally, HORNE (a contractor that works with CSD on this program) will work with water utilities to extend the direct payment agreements to align with the new program end date. ACWA has confirmed with CSD that the extension is available to both water utilities that have already participated in LIHWAP and systems that want to participate now.

STAFF CONTACT

Cindy Tuck
Deputy Executive
Director
cindyt@acwa.com

Chromium-6 MCL

The State Water Board recently released the [Notice of Proposed Rulemaking](#) for hexavalent chromium (chromium-6), proposing a maximum contaminant level (MCL) of 10 parts per billion (ppb). The State Water Board held a public hearing to discuss the proposed MCL on Aug. 2. ACWA provided oral comments and plans to submit written comments by the Aug. 18 deadline that stress technical and economic considerations that water agencies face in complying with an ambitious MCL. ACWA will also continue to advocate for a feasible compliance period for the proposed MCL that would allow water agencies to take the steps necessary to comply with it.

STAFF CONTACT

Nick Blair
State Relations
Advocate
nickb@acwa.com

PFAS Updates

ACWA distributed a Federal Alert on Aug. 2 urging members to send letters to U.S. Senators Dianne Feinstein and Alex Padilla to build support for PFAS liability protections for water and wastewater agencies under the Comprehensive Environmental Response, Compensation, and Liability Act (CERCLA). CERCLA was enacted to achieve the remediation of contaminated sites and to hold parties that caused the contamination financially. ACWA strongly supports the polluter-pays principle. However, under current federal efforts, ACWA member agencies and their ratepayers will be facing a community-pays outcome that unfairly shifts the clean-up and liability costs onto ACWA member agencies and the public they serve. Without an explicit exemption from financial liability under CERCLA, water systems could be held financially liable for the cleanup of Superfund sites contaminated with PFAS. ACWA will be submitting letters to Senators Feinstein and Padilla urging them to protect water systems and the ratepayers they serve by supporting a tailored legislative exemption from PFAS liability. More information is available in the Alert at acwa.com/notifications. [Contact: Madeline Voitier]

The Office of Environmental Health and Hazard Assessment (OEHHA) recently released the [Second Public Review Draft](#) for the "Proposed Public Health Goals for Perfluorooctanoic Acid and Perfluorooctane Sulfonic Acid in Drinking Water," proposing a Public Health Goal (PHG) of 0.007 parts per trillion (ppt) for PFOA and 1.0 ppt for PFOS. The deadline to submit [written comments](#) to OEHHA is Aug. 14. ACWA plans to provide written comments that stress real world and technical considerations that water agencies face as PHGs are relied on by the State Water Board to develop Maximum Contaminant Levels. More information is available on the OEHHA website at oehha.ca.gov. [Contact: Nick Blair]

STAFF CONTACT

Madeline Voitier
Federal Relations
Representative
madelinev@acwa.com

Nick Blair
State Relations
Advocate
nickb@acwa.com

Recommendations for Resilient Headwaters

A new policy document developed by ACWA encapsulates the association's advocacy and recommendations for improving headwaters health. ACWA's development of the "[Recommendations for Resilient Headwaters](#)" was guided by ACWA's Headwaters Workgroup and can be used in a variety of settings as an educational and advocacy tool, including outreach to elected officials, community leaders and audiences interested in learning more about the importance of headwaters health, and why ACWA considers it a priority issue. The recommendations identify several opportunities, such as protecting and expanding on federal funding to increasing the pace and scale of forest management, as well as creating stability and new opportunities in the marketplace for increased utilization of trees and biomass products. The two-page document is available to download at acwa.com/resources.

STAFF CONTACT

Jay Tanner
Federal Relations
Specialist
jayt@acwa.com

ACWA Elections

The ballots for ACWA's Board officers' election for ACWA President and Vice President were distributed to authorized voters last month by Simply Voting. The deadline to submit the ballots is Sept. 15. In addition, the ballots for the region board elections were also distributed last month to member agencies and these ballots must also be submitted by Sept. 15. More information on both election processes, including information on candidates and the voting process, is available at acwa.com/elections.

STAFF CONTACT

**BOARD OFFICER
ELECTION:**
Donna Pagborn
Senior Clerk of the
Board
donna@acwa.com

REGION ELECTION:
Your Region Rep

Upcoming Events - Visit www.acwa.com/events for more

- ACWA Region 1 Program and Tour - **August 11**
- ACWA's Quarterly Regulatory Committee Meetings - **August 30**
- ACWA Region 3 Live Webinar - **September 7**
- ACWA Fall Conference & Expo - **November 28 - 30**
ACWA is excited to unveil new and improved features and more networking opportunities during the Fall Conference & Expo that will bring more value to attendees. The new features are based on attendee feedback and suggestions, as well as the latest trends in the conference industry. More information is available at acwa.com/events.

 **VIRTUAL**
**QUARTERLY
REGULATORY COMMITTEE
MEETINGS**

Agriculture • Energy • Groundwater • Water Management • Water Quality

AUGUST 30, 2023 | 9 AM - 5 PM

AGENDA

9:00 AM - 9:30 AM	Welcome & ACWA Updates
9:30 AM - 10:45 AM	Water Management Committee Liaison: Chelsea Haines, chelseah@acwa.com
11:00 AM - 12:15 PM	Groundwater Committee Liaison: Soren Nelson, sorenn@acwa.com
12:45 PM - 2:00 PM	Agriculture Committee Liaison: Stephen Pang, stephenp@acwa.com
2:15 PM - 3:30 PM	Water Quality Committee Liaison: Nick Blair, nickb@acwa.com
3:45 PM - 5:00 PM	Energy Committee Liaison: Nick Blair, nickb@acwa.com

REGISTER NOW TO ATTEND!

To join committee distribution lists, please contact Sonja Eschenburg at sonjae@acwa.com.

AUGUST
**20
23** | **MEMBERSHIP
APPRECIATION
MONTH**



Welcome & ACWA Updates
9:00 – 9:30 am

[Register Here](#)

All the committee meetings will be held in the same zoom meeting link. Once you register here you will receive a confirmation email containing information about joining the Zoom. You may join and rejoin as you like

I. Welcome	Cindy Tuck
II. Infrastructure Trailer Bills	Adam Quinonez
III. Natural Resources Bond	Adam Quinonez, Cindy Tuck
IV. ACWA Infrastructure Task Force Recommendations	Cindy Tuck
V. Federal Updates	Madeline Voitier
VI. Quench California	Heather Engel
VII. ACWA Committee Appointment Process	Ana Javaid

Adjourn – Water Management Committee directly after, starts at 9:30 am

Other updates specific to ACWA committees will be provided at that committee meeting.

2023 ACWA Regulatory Committee Meetings:

- November 28: In-Person ([ACWA 2023 Fall Conference at Indian Wells](#))

Water Management Committee

9:30 – 10:45 am

Chair: David Pedersen Las Virgenes Municipal Water District	Vice Chair: Sean Bigley City of Roseville	Staff Liaison: Chelsea Haines
---	---	---

I. Chair’s Welcome & Introductions	Dave Pedersen, Chair Sean Bigley, Vice Chair
II. Long-Term Drought Update	Laura Jensen, California Water Commission
III. Subcommittee and Working Group Reports	
a. Headwaters Working Group	Jay Tanner, ACWA
b. Bay-Delta Working Group	Adam Robin, Yuba Water Agency
c. Water Use Efficiency Subcommittee	Elizabeth Lovsted, San Diego County Water Authority
d. Water Supplies Subcommittee	
i. Recycled Water Working Group	Fiona Sanchez, Irvine Ranch Water District
ii. Desalination Working Group	Glenn Farrel, CalDesal
e. Other Committee Priorities	Committee Discussion

Adjourn – 15 minute break, Groundwater Committee starts at 11:00 am

Stay tuned during the break for ACWA’s Membership Appreciation Month Trivia to win prizes!

Groundwater Committee

11:00 am – 12:15 pm

Chair: John Woodling Elk Grove Water District	Vice Chair: Mike Marcus Orange County Water District	Staff Liaison: Soren Nelson
---	--	---------------------------------------

I. Chair’s Welcome & Introductions	John Woodling, Chair
II. State Water Board Updates	Laurel Firestone, State Water Board
III. Department of Water Resources Updates	Paul Gosselin, Department of Water Resources
IV. Subcommittee reports	
a. SGMA Implementation	Trevor Joseph, Sacramento Regional Water Authority
b. Water Quality	Adam Hutchinson, Orange County Water District
V. ACWA’s Updates	
a. Groundwater Legislation	ACWA Staff
b. State Budget	ACWA Staff
c. Regulatory Updates	Soren Nelson, ACWA

Adjourn – 30 minute Lunch Break, Agriculture Committee starts at 12:45 pm

Agriculture Committee Meeting

12:45 – 2:00 pm

Chair: Anjanette Shadley, Western Canal Water District	Vice Chair: William Bourdeau, Westlands Water District	Staff Liaison: Stephen Pang
--	--	---------------------------------------

I. Chair’s Welcome & Introductions	Anjanette Shadley, Chair William Bourdeau, Vice Chair
II. ACWA’s Updates	
a. Water Rights Legislation	Adam Quinonez, ACWA
b. Regulatory	Stephen Pang, ACWA
III. Study: Water Use and Yield Data	Stuart Styles, D.E., P.E., D.WRE, California Polytechnic State University, San Luis Obispo
IV. LandFlex Grant Program	Aubrey Bettencourt, Almond Alliance
V. Sites Reservoir	Jerry Brown, Sites Project Authority
VI. Agriculture Committee Survey Results	Stephen Pang, ACWA

Adjourn – 15 minute break, Water Quality Committee starts at 2:15 pm

Stay tuned during the break for ACWA’s Membership Appreciation Month Trivia to win prizes!

Water Quality Committee

2:15 – 3:30 pm

<p>Chair: Edgar Dymally Metropolitan Water District of Southern California</p>	<p>Vice Chair: Pamela Jeane Sonoma Water</p>	<p>Staff Liaison: Nick Blair Stephen Pang</p>
---	---	--

<p>I. Chair’s Welcome & Introductions</p>	<p>Edgar Dymally, Chair Pamela Jeane, Vice Chair</p>
<p>II. Clean Water Act – Regulatory Update</p>	<p>Jon Bishop, State Water Board</p>
<p>III. CV-SALTS Update</p>	<p>Daniel Cozad, Central Valley Salinity Coalition</p>
<p>IV. Clean Water Act & Aquatic Resources Subcommittee Updates</p> <p style="margin-left: 20px;">a. Southern California Steelhead Alternative Status Review</p>	<p>Jeremy Jungreis, Rutan & Tucker, LLP</p>
<p>V. Drinking Water Subcommittee Updates</p> <p style="margin-left: 20px;">a. Hexavalent Chromium b. PFAS</p>	<p>Edgar Dymally, Chair Patrick Versluis, Orange County Water District</p>

Adjourn – 15 minute break, Energy Committee starts at 3:45 pm

Stay tuned during the break for ACWA’s Membership Appreciation Month Trivia to win prizes!

Energy Committee Meeting

3:45 – 5:00 PM

<p style="text-align: center;">Chair: Gary Arant Valley Center Municipal Water District</p>	<p style="text-align: center;">Vice Chair: Tasha Wright City of Santa Rosa</p>	<p style="text-align: center;">Staff Liaison: Nick Blair</p>
--	---	---

I. Chair’s Welcome & Introductions	Gary Arant, Chair Tasha Wright, Vice Chair
II. Battery Storage and Hydrogen Fueling Technology Insights	Bryan Falconer, Southern California Edison
III. Preferred Provider Updates – CARB ACF Compliance and ZEV Funding Opportunities	Matt Zerega, Terra Verde
IV. State Efforts on Grid Reliability	Siva Gunda, California Energy Commission
V. Committee Discussion	Gary Arant, Chair

Adjourn – End of Quarterly Committee Forum

AGENDA ITEM VIII-1

DRAFT

**Finance Committee Meeting Minutes
San Juan Water District
August 15, 2023
4:00 p.m.**

Committee Members: Ted Costa, Director (Chair) - absent
Ken Miller, Director (Member)

District Staff: Paul Helliker, General Manager
Donna Silva, Director of Finance
Mike Spencer, Chief Operator
Teri Grant, Board Secretary/Administrative Assistant

Members of the Public: Pam Tobin

- 1. Review General Manager Reimbursements (W & R)**
There were no reimbursement requests from the General Manager.
- 2. Review Check Register from July 2023 (W & R)**
The committee reviewed the July 2023 check register and found them to be in order.
- 3. Treasurer's Report – Quarter Ending June 30, 2023 (W & R)**
Ms. Silva provided a staff report which will be included in the Board packet. She informed the committee that the overall portfolio decreased by \$6.1 million for an ending balance of \$26.9 million as of June 30, 2023, mainly due to payments for the Hinkle Reservoir project. In addition, she informed the committee that staff has submitted the invoices for the Hinkle Reservoir Replacement Project for disbursement of loan funds through SRF.
- 4. Review of 2022-23 Legal Expenses (W & R)**
Ms. Silva reviewed the legal expenses for FY 2022-23. She explained that staff has been tracking the expenses monthly and has been requested to report to the committee annually. An updated file will be attached to the meeting minutes since there was an error found in the file.
- 5. Other Finance Matters (W & R)**
There were no other matters discussed.
- 6. Public Comment**
There were no public comments.

The meeting was adjourned at 4:20 p.m.



San Juan Water District
Analysis of Legal Bills by Category, Month and Fiscal Year

FY 23-24 Projection/mo	200.00		6,000.00	1,000.00		300.00	6,000.00	13,500.00
------------------------	--------	--	----------	----------	--	--------	----------	-----------

STOEL RIVES, LLP Fiscal Year 2022-2023										
	Water Fix	Water Transfer	SWRCB Flow & WQCP	Biological Opinion Litigation	Water Rights	CVP Contract Litigation	General Services*	Total Invoice	Total Hours	\$/Hour
July	686.00	-	19,986.00	-	1,158.50	287.00	2,897.50	25,015.00	62.30	\$ 401.52
August	-	-	16,818.00	1,107.00	352.50	779.00	2,126.00	21,182.50	55.90	\$ 378.94
September	-	-	5,995.50	574.00	-	328.00	2,939.00	9,836.50	25.40	\$ 387.26
October	1,025.00	-	4,428.00	779.00	-	164.00	5,633.50	12,029.50	30.40	\$ 395.71
November	41.00	-	4,146.00	1,394.00	248.50	-	7,518.00	13,347.50	36.40	\$ 366.69
December	1,894.00	-	2,449.50	3,741.00	-	256.00	3,330.00	11,670.50	27.30	\$ 427.49
January	-	-	2,914.50	957.00	-	-	304.50	4,176.00	9.60	\$ 435.00
February	-	-	4,524.00	1,740.00	-	-	304.50	6,568.50	15.10	\$ 435.00
March	43.50	-	-	-	-	-	2,625.50	2,669.00	6.20	\$ 430.48
April	-	-	5,959.50	-	-	3,349.50	1,087.50	10,396.50	23.90	\$ 435.00
May	-	-	5,560.00	43.50	-	130.50	5,457.50	11,191.50	26.90	\$ 416.04
June	-	-	4,748.50	87.00	-	391.50	351.50	5,578.50	13.10	\$ 425.84
Total	\$ 3,689.50	\$ -	\$ 77,529.50	\$ 10,422.50	\$ 1,759.50	\$ 5,685.50	\$ 34,575.00	\$ 133,661.50	\$ 332.50	\$ 401.99

Jones & Mayer Fiscal Year 2022-2023								
	Biological Opinion Litigation	CVP	COVID Related	Labor	General Services	Total Invoice	Total Hours	\$/Hour
July				67.50	652.50	720.00	3.20	\$ 225.00
August					3,465.00	3,465.00	15.40	\$ 225.00
September					2,835.00	2,835.00	12.40	\$ 228.63
October				3,802.50	967.50	4,770.00	21.20	\$ 225.00
November					292.50	292.50	1.30	\$ 225.00
December					2,092.50	2,092.50	9.30	\$ 225.00
January					2,424.57	2,424.57	10.50	\$ 230.91
February				787.50	2,160.00	2,947.50	13.10	\$ 225.00
March					3,893.00	3,893.00	16.20	\$ 240.31
April				-	2,047.50	2,047.50	9.10	\$ 225.00
May				180.00	3,067.50	3,247.50	14.70	\$ 220.92
June					1,372.50	1,372.50	6.10	\$ 225.00
Total	\$ -	\$ -	\$ -	\$ 4,837.50	\$ 25,270.07	\$ 30,107.57	132.50	\$ 227.23

Combined Total		
Total Legal Expenses	Total Hours	\$/Hour
\$ 25,735.00	65.50	\$ 392.90
\$ 24,647.50	71.30	\$ 345.69
\$ 12,671.50	37.80	\$ 335.22
\$ 16,799.50	51.60	\$ 325.57
\$ 13,640.00	37.70	\$ 361.80
\$ 13,763.00	36.60	\$ 376.04
\$ 6,600.57	20.10	\$ 328.39
\$ 9,516.00	28.20	\$ 337.45
\$ 3,893.00	22.40	\$ 173.79
\$ 15,113.00	33.00	\$ 457.97
\$ 14,439.00	41.60	\$ 347.09
\$ 6,951.00	19.20	\$ 362.03
\$ 163,769.07	465.00	352.19

STOEL RIVES, LLP Fiscal Year 2021-2022										
	Water Fix	Water Transfer	SWRCB Flow & WQCP	Biological Opinion Litigation	Water Rights	CVP Contract Litigation	General Services*	Total Invoice	Total Hours	\$/Hour
July	-	-	-	-	8,909.50	-	-	8,909.50		
August	-	-	1,617.50	5,037.50	8,008.00	1,599.00	5,531.64	21,793.64	83.80	\$ 366.39
September	-	-	-	2,050.00	20,816.00	8,005.00	1,247.28	32,118.28	75.70	\$ 424.28
October				23,272.00	6,694.50	16,616.00	423.50	47,006.00	120.90	\$ 388.80
November				24,133.00	3,352.00			27,485.00	71.20	\$ 386.03
December				18,331.50	4,305.00	1,312.00	177.50	24,126.00	62.50	\$ 386.02
January				19,032.00	2,475.00	2,460.00	1,901.00	25,868.00	64.40	\$ 401.68
February				18,550.00	1,469.50	15,656.00	1,138.50	36,814.00	120.07	\$ 306.60
March			2,741.50	5,190.50	9,299.00	2,189.00	9,911.00	29,331.00		
April		571.00		164.00	3,400.50	328.00	861.00	5,324.50	90.00	\$ 385.06
May								5,510.00	14.80	\$ 372.30
June	123.00		12,669.00		153.00	943.00	6,008.50	19,896.50	49.40	\$ 402.76
Total	\$ 123.00	\$ 571.00	\$ 17,028.00	\$ 115,760.50	\$ 68,882.00	\$ 49,108.00	\$ 27,199.92	\$ 284,182.42	752.77	\$ 377.52

Jones & Mayer Fiscal Year 2021-2022 (includes BKS and Kreisberg as noted)								
	Biological Opinion Litigation	CVP	COVID Related	Labor	General Services	Total Invoice	Total Hours	\$/Hour
July	832.50			-	3,802.50	4,635.00	20.60	225.00
August	180.00			-	2,610.00	2,790.00	12.40	225.00
September	90.00	90.00	3,757.50	3,397.50	3,380.00	10,715.00	59.80	179.18
October	22.50	22.50			5,940.00	5,985.00	26.80	223.32
November				4,342.50	201.39	4,543.89	19.30	235.43
December				1,395.00	1,945.00	3,340.00	16.40	203.66
January					7,157.50	7,157.50	32.70	218.88
February				500.00	3,300.00	3,800.00	11.50	330.43
March				-	5,805.00	5,805.00	25.80	225.00
April				-	5,042.00	5,042.00	24.10	209.21
May				-	5,500.00	5,500.00	17.00	323.53
June					2,262.50	2,262.50	10.50	215.48
Total	\$ 1,125.00	\$ 112.50	\$ 3,757.50	\$ 9,635.00	\$ 46,945.89	\$ 61,575.89	276.90	222.38

Combined Total		
Total Legal Expenses	Total Hours	\$/Hour
\$ 4,635.00	20.60	225.00
\$ 33,493.14	96.20	348.16
\$ 42,833.28	135.50	316.11
\$ 52,991.00	147.70	358.77
\$ 32,028.89	90.50	353.91
\$ 27,466.00	78.90	348.11
\$ 33,025.50	97.10	340.12
\$ 40,614.00	131.57	308.69
\$ 5,805.00	25.80	225.00
\$ 39,697.50	114.10	347.92
\$ 11,010.00	31.80	346.23
\$ 22,159.00	59.90	369.93
\$ 345,758.31	1029.67	335.80

Fiscal Year 2020-2021

	BDCP Review	Water Transfer	SWRCB Flow & WQCP Update	CAL Fix CEQA Litigation	Biological Opinion Litigation	General Services*	Total Invoice	Total Hours	\$/Hour
July	\$ 393.75	-	1,871.10	-	4,369.05	22,366.97	\$ 29,000.87	97.38	\$ 297.81
August	\$ 78.75	78.75	1,122.98	-	330.75	28,764.75	\$ 30,375.98	108.36	\$ 280.32
September	\$ -	-	1,512.00	58.41	574.00	17,519.16	\$ 19,663.57	70.80	\$ 277.73
October	\$ 551.25	78.75	2,772.00	-	1,853.60	18,825.85	\$ 24,081.45	79.92	\$ 301.32
November	\$ 31.50	-	1,965.60	-	1,091.65	18,133.50	\$ 21,222.25	76.75	\$ 276.51
December	\$ -	-	2,261.70	-	383.25	17,843.00	\$ 20,487.95	74.48	\$ 275.08
January	\$ 78.75	198.40	2,922.20	-	390.95	9,560.75	\$ 13,151.05	43.07	\$ 305.34
February	\$ 267.75	-	3,358.50	-	344.25	16,522.00	\$ 20,492.50	66.85	\$ 306.54
March	\$ 315.00	-	4,178.30	-	213.00	12,753.30	\$ 17,459.60	55.69	\$ 313.51
April	\$ -	-	5,597.90	-	197.25	15,029.85	\$ 20,825.00	74.00	\$ 281.42
May	\$ -	160.00	346.80	-	141.75	15,770.25	\$ 16,418.80	52.57	\$ 312.32
June	\$ -	-	-	-	349.50	8,894.90	\$ 9,244.40	30.47	\$ 303.39
June-Jones&Mayer						2,722.50	\$ 2,722.50	13.10	\$ 207.82
Total	\$ 1,716.75	515.90	27,909.08	58.41	10,239.00	204,706.78	\$ 245,145.92	843.44	\$ 291.96

* Category includes a variety of general legal advice and services such as: emails/telephone calls (and related research) with board members, General Manager, and staff members; agenda review; board meeting participation; participation in public records requests; monitoring of SWRCB and other water issues, development related document review and Q&A; document review such as personnel manual, proposed ordinances etc.